


PRODUCT DIMENSIONS



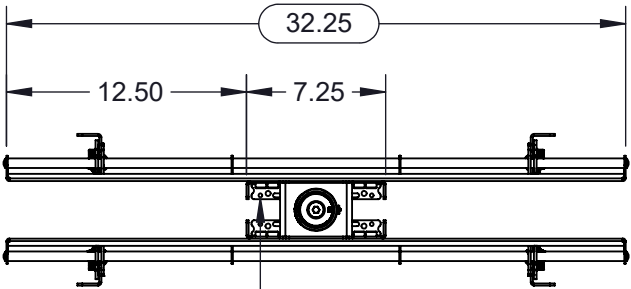
PART NUMBER:	PCM-B2LT	DESCRIPTION:	CEILING MOUNT, BTB, LARGE TILT w/ 1.5" NPT + CTM-MS2	WEIGHT (LBS):	52.3	RATING (LBS):	500
--------------	----------	--------------	--	---------------	------	---------------	-----

RATING (LBS):
PER DISPLAY

160

SEE DIMENSIONAL DRAWINGS FOR
EACH PART FOR MORE INFORMATION:

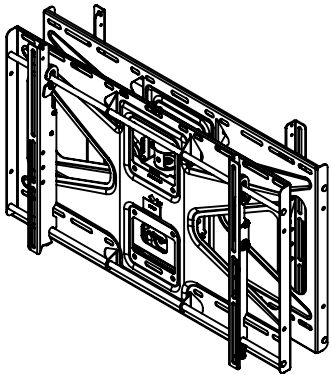
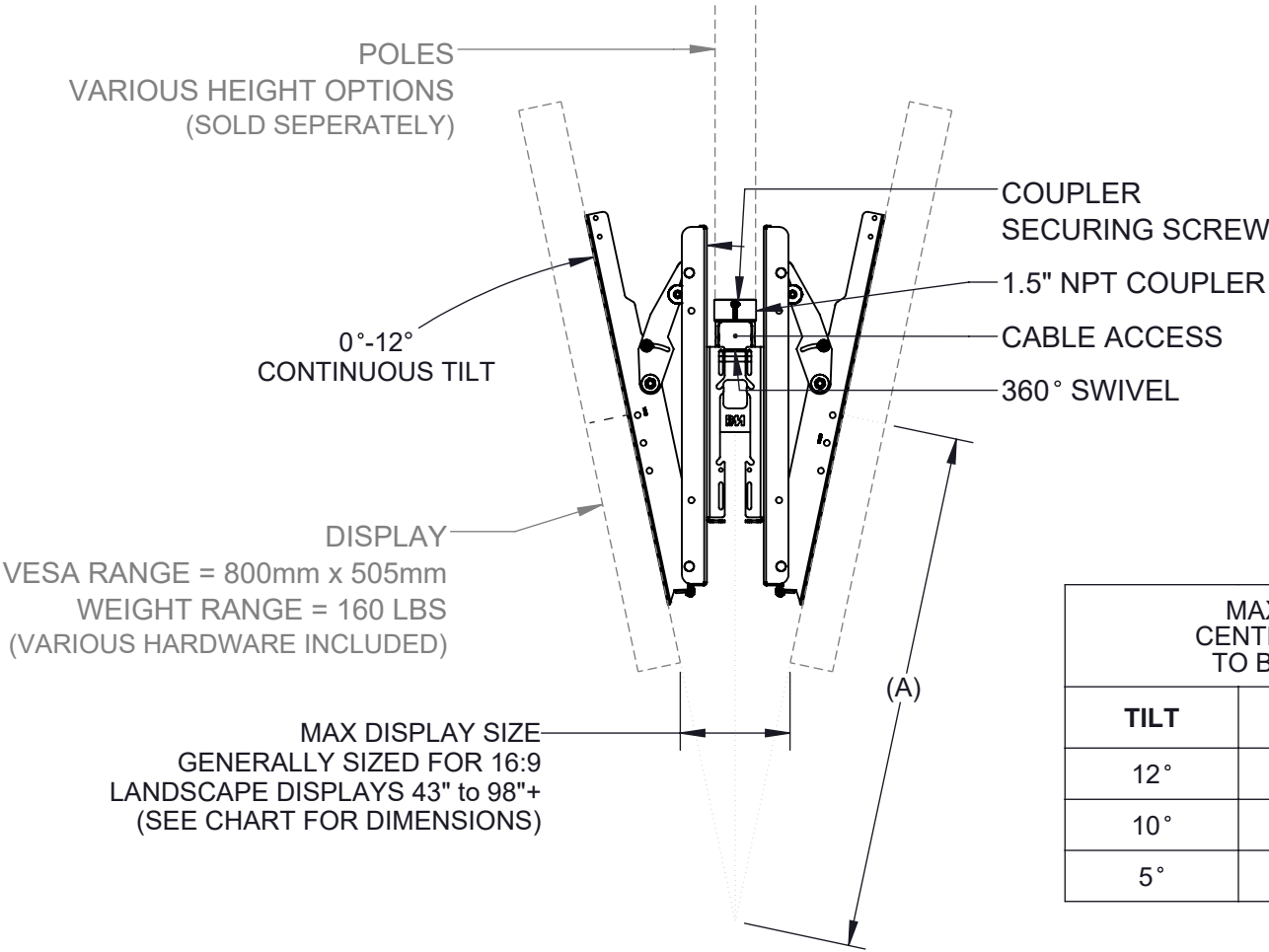
- PSD-D
- CTM-MS2



Ø .200
HOLES AND SLOTS FOR VARIOUS
ACCESSORIES AND CABLES

- GANG BOXES
- MEDIA PLAYER BRACKETS

(PART # : 7170-1009. SOLD SEPERATELY)
#8-32 & THREAD FORMING HARDWARE INCLUDED



MAX DIMENSION FROM CENTER OF VESA PATTERN TO BOTTOM OF DISPLAY		
TILT	(A)	DISPLAY
12°	27.3" [693.4mm]	98"+
10°	31.1" [789.9mm]	98"+
5°	53.7" [1364.mm]	98"+

