



PROJECTOR MOUNTS GUIDE



PROJECTOR MOUNT EXCELLENCE

Take your office, collaborative, or immersive space to new heights with our reliable, turnkey projector mounting solutions! These universal mounts are designed to securely hold a wide range of projectors, providing you with the flexibility to create an optimal viewing experience!

RUGGED

We design heavy-duty, well-manufactured products to create robust mounts that offer the best durability and ease of installation in the industry.

RELIABLE

All of our products go through rigorous quality assurance testing and have a limited lifetime warranty.

RESPONSIVE

From the moment we pick up the phone and after the product is received, we are quick to respond and always available to assist.

SUPPORTING YOU & YOUR VISION


Premier has a variety of universal projector mounts that can be fine-tuned to the optimal viewing angle for classrooms, study rooms, auditoriums, and much more!

PROJECTING WITH PREMIER




CLASSROOMS & EDUCATION

Enhance the educational experience in your classroom! Create dynamic and interactive lessons that captivate students' attention and take your classroom impact to the new heights!




OFFICES & CONFERENCE ROOMS

Elevate your office presentations and visual communication effortlessly! Modern workplaces in mind, our mounts combine versatility, durability, and a sleek aesthetic to seamlessly integrate into your office schematic.



COLLABORATIVE SPACES

Take your collaboration capabilities to the next level with us! Transform your collaborative workspace into the go-to, dynamic and hyper-productive zone it's meant to be.



HOME THEATERS

Bringing the magic of the movies to your private space has never been easier! Our reliable and easy to install mounts allow you to immerse yourself in the movie experience from the comfort of your own home!



LIVE EVENT & ENTERTAINMENT VENUES

Transform your entertainment space into a visual paradise! Designed for immersive entertainment setups, our mounts combine style, functionality, and versatility to deliver an unparalleled viewing experience from every angle!






PROJECT WITH EASE

Our mounts are engineered with ease of installation and adjustment in mind! We offer universal projector mounts with tool and tool-less adjustment points that enable precise image alignment with ease.

MOUNT SMARTER

We pride ourselves on being a one-stop shop for your mounting needs! We have a variety of mounting hardware and accessories including plenum-rated ceiling storage boxes, various-length drop pipes, and ceiling adapters to support your project. Additionally, our projector mounts are OSHPD approved, UL Listed, and include Lock-It security hardware to provide extra piece of mind in classrooms and other high traffic areas.



HOW TO ORDER

STEP 1



SELECT CEILING SUPPORT

STEP 2



SELECT SUSPENSION ADAPTER

STEP 3



SELECT PROJECTOR MOUNT

STEP 4: OPTIONAL ACCESSORIES



ACCESSORIZE! WE OFFER ACCESSORIES FOR EACH OF THE ABOVE STEPS TO OPTIMIZE YOUR SPACE AND EFFICIENCY.

STEP 1	SELECT CEILING SUPPORT
---------------	-------------------------------

FLAT CEILING

	PP-5	Ceiling Adapter w/ 1.5" NPT Welded Coupler for Flat Panel Displays & Projectors up to 500 lbs.
	PP-5A	Ceiling Adapter w/ 1.5" NPT Coupler w/ Cable Access Hole for Flat Panel Displays & Projectors up to 500 lbs.
	PP-6	Ceiling Adapter w/ 2" NPT Welded Coupler for Flat Panel Displays & Projectors up to 750 lbs.
	PP-6A	Ceiling Adapter w/ 2" NPT Coupler w/ Cable Access Hole for Flat Panel Displays & Projectors up to 750 lbs.

I-BEAM

	PP-ITC1016C	Ceiling Mount, I-Beam Adapter 10"-16" w/ 1.5" NPT - Supports up to 195 lbs.
--	--------------------	---

VAULTED


	PP-TL	Vaulted Ceiling Adapter w/ 1.5" NPT Coupler w/ Cable Access Supports up to 160 lbs.
--	--------------	---

TRUSS


	PCC-1-1-2	Cheeseborough Clamp w/ 1.5" Coupler - Mounts to Truss or 1.5" & 2" NPT Pipe
	PCC-2	Cheeseborough Clamp w/ 2" Coupler - Mounts to Truss or 1.5" & 2" NPT Pipe

STEP 1	SELECT CEILING SUPPORT
---------------	-------------------------------




UNISTRUT	
-----------------	--

	PP-UA	Unistrut Adapter w/1.5" NPT Coupler w/ Cable Access Attached to Commercially Available Unistrut Supports up to 400 lbs.
--	--------------	---

SUSPENDED	
------------------	--

	PP-FCTA	Above Ceiling False Ceiling Adapter for Projectors & Flat Panel Displays up to 50 lbs.
	PP-FCTA-QL	Above Ceiling False Ceiling Adapter w/ Quick Lock and Turnbuckles for Projectors & Flat Panel Displays up to 50 lbs.

ACCESSORIES: CEILING SUPPORT	
-------------------------------------	--

	GB-AVSTOR3	Plenum / ETL & UL 2043 Rated Ceiling Box for AV Component Storage 23.88"W X x 5.1"H x 23.88"D
	GB-AVSTOR4	Plenum / ETL & UL 2043 Rated Ceiling Box for AV Component Storage 23.88"W x 5.1"H x 14"D
	GB-AVSTOR5	Plenum / ETL & UL 2043 / ULE362144 Rated Ceiling Box for AV Component Storage 23.88"W X x 5.1"H x 23.88"D
	PSP-CAM	Video Conference Camera Shelf Supports up to 25 lbs.

STEP 2 **SELECT A SUSPENSION ADAPTER**

ADJUSTABLE HEIGHT - SUSPENSION ADAPTERS

	<p>APP</p>	<p>Adjustable Height Suspension Adapter Pipe for Ceiling Mounted Displays Lengths: 6" - 9" 9" - 12" 13 - 21" 18" - 24" 24" - 46" 36" - 60" 48" - 72" Colors: Black, White</p>
	<p>AST</p>	<p>Adjustable Height Suspension Adapter Pipe w/ Ceiling Plate Lengths: 13" - 21" 24" - 46" Colors: Black, *White: Only available on AST-2446</p>

FIXED HEIGHT - SUSPENSION ADAPTERS







	<p>PWH</p>	<p>Adjustable Height Suspension Adapter Pipe for Ceiling Mounted Displays Lengths: 4" 6" 8" 10" 12" 18" 24" 36" 48" Colors: Black, White</p>
--	-------------------	--

ACCESSORIES: SUSPENSION ADAPTERS


	<p>PP-VIB</p>	<p>Vibration Reducing Adapter w/Integrated 1.5" Coupler Supports up to 50 lbs.</p>
	<p>CLS/CLSW</p>	<p>1-1/2" NPT Pipe (Male) to Pipe (Male) Coupler</p>
	<p>CCM</p>	<p>1.5" NPT Coupler w/ Cable Management</p>

STEP 3

SELECT A PROJECTOR MOUNT




PROJECTOR MOUNTS		
	PDS-URPM	Universal Projector Mount for Projectors up to 75 lbs. 180° Rotate, 100° Tilt Colors: Black
	PDS-PLUS	Universal Projector Mount for Projectors up to 75 lbs. Attaches to Hard Deck or 1.5" NPT Pipe - Theft-Deterrent Key Included Colors: Black, White
	PBC-UMS	Universal Projector Mount for Projectors up to 60 lbs. Includes Mount, 1.5" NPT Close Nipple & Ceiling Flange Colors: Black, White
	PBL-UMS	Universal Projector Mount for Projectors up to 25 lbs. Includes Mount, 9"-13" Adjustable Column & Ceiling Flange Colors: Black, White
	FTP	Universal Fine Tune Projector Mount for Projectors up to 65 lbs. Theft-Deterrent Key Included Colors: Black, White
	PBM-UNI	Heavy Duty Universal Projector Mount for Projectors up to 150 lbs. Attaches Directly to Hard Deck or 1.5" NPT Pipe Colors: Black

ACCESSORIES: PROJECTOR MOUNTS

	PP-SEC	Dual Cable Security Device for PBC and PBL Series Projector Mounts Colors: Black
---	---------------	--



INDIVIDUAL
PRODUCTS & DESCRIPTIONS

CEILING SUPPORT				
PART #	PRODUCT	DESCRIPTION	WEIGHT RATING	APPLICATION
PP-5		6"x6" Adapter Plate for Use with Suspension Height Adapters + Locking Screw Included for Safety + Mates with 1.5" NPT + Can Use w/ Height-Adj. 1.5" NPT Poles	500 lbs. / 226.8 kg.	+ CEILING
PP-5A		6"x6" Adapter Plate for Use with Suspension Height Adapters + Locking Screw Included for Safety + Mates w/ 1.5" NPT & Height-Adj. 1.5" NPT Poles + Opening for Safe Cable Routing + 360° Swiveling Coupler	500 lbs. / 226.8 kg.	+ CEILING
PP-6		6"x6" Adapter Plate with 2" Coupler + Locking Screw Included for Safety + Mates w/ 2" NPT + Can Use w/ Height-Adj. 2" NPT Poles	750 lbs. / 340.2 kg.	+ CEILING
PP-6A		6"x6" Adapter Plate for Tapered Pipe + Locking Screw Included for Safety + 360° Swiveling Coupler + Mates with 2" NPT + Opening for Safe Cable Routing + Can Use w/ Height-Adj. 2" NPT Poles	750 lbs. / 340.2 kg.	+ CEILING
PP-ITC1016C		Adjustable I-Beam Clamp + Fits I-Beams within 10" - 16" + Ideal: Steel I-Beam or Truss Structures + Only Available w/ Coupler Attachment + Mates with 1.5" NPT	195 lbs. / 88.5 kg.	+ CEILING
PP-TL		Ceiling Adapter for Vaulted Ceiling Installations + Cable Port for Organized Routing + Adjusts up to 90° (+/- 45°) + Locking Screw Included for Safety + Mates with 1.5" NPT	150 lbs. / 68 kg.	+ CEILING
PP-UA		Unistrut Ceiling Mount Attachment + Mounts Directly to 1 5/8" Unistrut + Locking Screw Included for Safety + Slotted for Safely Routing Signal Cable + Mates with 1.5" NPT + Can Use w/ Height-Adj. 1.5" NPT Pole	400 lbs. / 181 kg.	+ CEILING

CEILING SUPPORT				
PART #	PRODUCT	DESCRIPTION	WEIGHT RATING	APPLICATION
PCC-1-1-2		Cheeseborough Pipe Coupling - 1.5" + Strong Mount Attachment to Elevated Tube-Truss Systems + Mates to Most Premier Suspension Adapters Using 1.5" NTP	160 lbs. / 73 kg.	+ CEILING
PCC-2		Cheeseborough Pipe Coupling - 2" + Strong Mount Attachment to Elevated Tube-Truss Systems + Mates to Most Premier Suspension Adapters Using 2" NTP	350 lbs. / 159 kg.	+ CEILING
PP-FCTA-QL		False Ceiling Tile Adapter + Wire, Quick Locks, Escutcheon Ring Incl. + Plate Sits Hidden Above Ceiling Tile + Electrical & Cable Knockouts + 9" Lateral Shift for Precise Placement + Wingnuts for Rapid Adjustment	50 lbs. / 22.7 kg.	+ CEILING

ACCESSORIES CEILING SUPPORT				
PART #	PRODUCT	DESCRIPTION	WEIGHT RATING	APPLICATION
GB-AVSTOR3		Plenum Rated Gearbox™ for Storage & Cable Management + 2' x 2', Fits Full Ceiling Tile Space + Lockable Hinged Lid + Ample Ventilation + Includes Quick-Lock Cable System + Multiple Power/Signal Knockouts	50 lbs. / 22.7 kg.	+ CEILING
GB-AVSTOR4		Plenum Rated Gearbox™ for Storage & Cable Management + 12" x 24", Fits Half Ceiling Tile Space + Lockable Hinged Lid + Ample Ventilation + Includes Quick-Lock Cable System + Multiple Power/Signal Knockouts	50 lbs. / 22.7 kg.	+ CEILING
GB-AVSTOR5		Plenum Rated Gearbox™ for Storage, Cable Management with Built-In Power Source + Fits Standard 2' x 2' Suspended Ceiling Tile Space + 1.5" NPT Integrated Coupler + 6" of Lat. Shift w/ Keyed Panel Door	50 lbs. / 22.7 kg.	+ CEILING
PSP-CAM		Video Conference Camera Shelf for Single Pole Display Mounting + 14"W x 12.64"D Shelf + Easy Install with Premier Single Poles + Sturdy Grade Steel + Black Powder Coat Finish	25 lbs. / 11.3 kg.	+ CEILING + CARTS + STANDS



ADJUSTABLE SUSPENSION ADAPTERS

PART #	PRODUCT	DESCRIPTION	WEIGHT RATING	APPLICATION
AST-2446/ AST-1321		Adjustable Display Suspension Adapter for Ceiling Mounts AST-1321: 13" - 21" (60.96-116.84cm) AST-2446: 24" - 46" (121.92 - 182cm) + Connects to Any Flat Ceiling Surface + Adjusts 1" Increments on 1.5" NPT Pipe + Single-Stud Mounting	AST-2446: 500 lbs. / 226.8 kg. AST-1321: 160 lbs. / 73 kg.	+ CEILING
AST-2446-2		Suspension Adapter with Adjustable Height Between 24"-46" + Connects to Any Flat Ceiling Surface + Connects to 2" NPT Couplers + Adjusts in 1" Increments + Durable Powder Coat Finish + Single-Stud Mounting	750 lbs. / 340.2 kg.	+ CEILING

ADJUSTABLE SUSPENSION ADAPTERS

PART #	PRODUCT	DESCRIPTION	LENGTHS	WEIGHT RATING	APPLICATION
APP-0609		Adjustable Height Suspension Adapter Pipe for Ceiling Mounted Displays + Available in Black or White + Connects to Any 1.5" NPT Pipe Adapter + Cable Routing Hole w/ Access + Compatible w/ Flat & Projector Mounts	6" - 9" 152 - 229mm	160 lbs. / 73 kg.	+ CEILING
APP-0912		Adjustable Height Suspension Adapter Pipe for Ceiling Mounted Displays + Available in Black or White + Connects to Any 1.5" NPT Pipe Adapter + Cable Routing Hole w/ Access + Compatible w/ Flat & Projector Mounts	9" - 12" 22.86 - 30.48cm	500 lbs. / 226.8 kg.	+ CEILING
APP-1321		Adjustable Height Suspension Adapter Pipe for Ceiling Mounted Displays + Available in Black or White + Connects to Any 1.5" NPT Pipe Adapter + Cable Routing Hole w/ Access + Compatible w/ Flat & Projector Mounts	13" - 21" 33.02 - 53.34cm	500 lbs. / 226.8 kg.	+ CEILING
APP-1824		Adjustable Height Suspension Adapter Pipe for Ceiling Mounted Displays + Available in Black or White + Connects to Any 1.5" NPT Pipe Adapter + Cable Routing Hole w/ Access + Compatible w/ Flat & Projector Mounts	18" - 24" 45.72 - 60.96cm	500 lbs. / 226.8 kg.	+ CEILING
APP-2446		Adjustable Height Suspension Adapter Pipe for Ceiling Mounted Displays + Available in Black or White + Connects to Any 1.5" NPT Pipe Adapter + Cable Routing Hole w/ Access + Compatible w/ Flat & Projector Mounts	24" - 46" 60.96 - 116.84cm	500 lbs. / 226.8 kg.	+ CEILING

ADJUSTABLE SUSPENSION ADAPTERS

PART #	PRODUCT	DESCRIPTION	LENGTHS	WEIGHT RATING	APPLICATION
APP-3660		Adjustable Height Suspension Adapter Pipe for Ceiling Mounted Displays + Available in Black or White + Connects to Any 1.5" NPT Pipe Adapter + Cable Routing Hole w/ Access + Compatible w/ Flat & Projector Mounts	36" - 60" 91.44 - 152.4cm	500 lbs. / 226.8 kg.	+ CEILING
APP-4872		Adjustable Height Suspension Adapter Pipe for Ceiling Mounted Displays + Available in Black or White + Connects to Any 1.5" NPT Pipe Adapter + Cable Routing Hole w/ Access + Compatible w/ Flat & Projector Mounts	48" - 72" 121.92 - 182.88cm	500 lbs. / 226.8 kg.	+ CEILING




FIXED SUSPENSION ADAPTERS

PART #	PRODUCT	DESCRIPTION	LENGTHS	WEIGHT RATING	APPLICATION
PWH-4X		Ceiling Display Mounting Pipe w/ Cable Routing Holes in Black or White + Available in Even Lengths, 4" - 48" + Connects to Any 1.5" NPT Pipe Adapter + Durable Black Powder Coat Finish + Cable Routing Outlet	4" (101.6mm)	500 lbs. / 226.8 kg.	+ CEILING
PWH-6X		Ceiling Display Mounting Pipe w/ Cable Routing Holes in Black or White + Available in Even Lengths, 4" - 48" + Connects to Any 1.5" NPT Pipe Adapter + Durable Black Powder Coat Finish + Cable Routing Outlet	6" (152.4mm)	500 lbs. / 226.8 kg.	+ CEILING
PWH-8X		Ceiling Display Mounting Pipe w/ Cable Routing Holes in Black or White + Available in Even Lengths, 4" - 48" + Connects to Any 1.5" NPT Pipe Adapter + Durable Black Powder Coat Finish + Cable Routing Outlet	8" (203.2mm)	500 lbs. / 226.8 kg.	+ CEILING
PWH-10X		Ceiling Display Mounting Pipe w/ Cable Routing Holes in Black or White + Available in Even Lengths, 4" - 48" + Connects to Any 1.5" NPT Pipe Adapter + Durable Black Powder Coat Finish + Cable Routing Outlet	10" (254mm)	500 lbs. / 226.8 kg.	+ CEILING
PWH-12X		Ceiling Display Mounting Pipe w/ Cable Routing Holes in Black or White + Available in Even Lengths, 4" - 48" + Connects to Any 1.5" NPT Pipe Adapter + Durable Black Powder Coat Finish + Cable Routing Outlet	12" (304mm)	500 lbs. / 226.8 kg.	+ CEILING


FIXED SUSPENSION ADAPTERS

PART #	PRODUCT	DESCRIPTION	LENGTHS	WEIGHT RATING	APPLICATION
PWH-18X		Ceiling Display Mounting Pipe w/ Cable Routing Holes in Black or White + Available in Even Lengths, 4" - 48" + Connects to Any 1.5" NPT Pipe Adapter + Durable Black Powder Coat Finish + Cable Routing Outlet	18" (457mm)	500 lbs. / 226.8 kg.	+ CEILING
PWH-24X		Ceiling Display Mounting Pipe w/ Cable Routing Holes in Black or White + Available in Even Lengths, 4" - 48" + Connects to Any 1.5" NPT Pipe Adapter + Durable Black Powder Coat Finish + Cable Routing Outlet	24" (609mm)	500 lbs. / 226.8 kg.	+ CEILING
PWH-36X		Ceiling Display Mounting Pipe w/ Cable Routing Holes in Black or White + Available in Even Lengths, 4" - 48" + Connects to Any 1.5" NPT Pipe Adapter + Durable Black Powder Coat Finish + Cable Routing Outlet	36" (914mm)	500 lbs. / 226.8 kg.	+ CEILING
PWH-48X		Ceiling Display Mounting Pipe w/ Cable Routing Holes in Black or White + Available in Even Lengths, 4" - 48" + Connects to Any 1.5" NPT Pipe Adapter + Durable Black Powder Coat Finish + Cable Routing Outlet	48" (1,219mm)	500 lbs. / 226.8 kg.	+ CEILING







ACCESSORIES SUSPENSION ADAPTERS









PART #	PRODUCT	DESCRIPTION	WEIGHT RATING	APPLICATION
PP-VIB		Vibration Reducing Ceiling Adapter + Fits 4.5" Bolt Pattern + Rubber Isolators Absorb Vibrations + Adapts to 1.5" NPT Pipe	50 lbs. / 22.7 kg.	+ CEILING
CCM		Coupler with Cable Management + Connects to 1.5" NPT Pipe + Locking Set Screw Included for Safety + Durable Lightweight Design	500 lbs. / 226.7 kg.	+ CEILING
CLS		Suspension Adapter w/ Pipe Thread + 2" Long, 1.5" Diameter + 1.5" NPT Pipe Thread + Connects 2 Pieces of Equipment with Pipe Couplings	500 lbs. / 226.7 kg.	+ CEILING

ACCESSORIES SUSPENSION ADAPTERS

PART #	PRODUCT	DESCRIPTION	WEIGHT RATING	APPLICATION
CLSW		Suspension adapter with Pipe Thread - White + 2" Long, 1.5" Diameter + 1.5" NPT Pipe Thread + Connects 2 Pieces of Equipment with Pipe Couplings	500 lbs. / 226.7 kg.	+ CEILING

PROJECTOR MOUNTS

PART #	PRODUCT	DESCRIPTION	WEIGHT RATING	ADJUSTMENTS	APPLICATION
FTP (BLACK)		Universal Fine-Tune Projector Mount + Precise, Fine-Tune Pitch, Roll & Yaw Adjustments + Detachable Base for Quick Service + Security Hardware Included + Post-Installation Leveling Barrels	65 lbs. / 30 kg.	Rotation: N/A Tilt: N/A Roll: (+/- 5°) Pitch: (+5°/-15°) Yaw: (+/- 20°)	+ CEILING
FTPW (WHITE)		Fine Tune Projector Mount + Precise, Fine-Tune Pitch, Roll & Yaw Adjustments + Detachable Base for Quick Service + Security Hardware Included + Post-Installation Leveling Barrels	65 lbs. / 30 kg.	Rotation: N/A Tilt: N/A Roll: (+/- 5°) Pitch: (+5°/-15°) Yaw: (+/- 20°)	+ CEILING
MAG-PRO (BLACK)		Low-Profile Universal Projector Mount (Black Powdercoat Finish) + Mates with Standard 1.5" NPT + OSHPD Certified & DSA Approved + Security Hardware Included + Easy Install	10 lbs. / 4.54 kg.	Rotation: N/A Tilt: N/A Roll: (+/- 6°) Pitch: (+/- 6°) Yaw: (360°)	+ CEILING
MAG-PRO-W (WHITE)		Low-Profile Universal Projector Mount (White Powdercoat Finish) + Mates with Standard 1.5" NPT + OSHPD Certified & DSA Approved + Security Hardware Included + Easy Install	10 lbs. / 4.54 kg.	Rotation: N/A Tilt: N/A Roll: (+/- 6°) Pitch: (+/- 6°) Yaw: (360°)	+ CEILING
MAG (SILVER)		Magnet Assisted Mount for Projectors up to 10lbs + Magnets Maintain Position + Leveling Barrels on Each Leg + OSHPD Certified + Easy Install	10 lbs. / 4.54 kg.	Rotation: (360°) Tilt: (+/- 6°) Roll: (+/- 6°) Pitch: N/A Yaw: N/A	+ CEILING
PBC-UMS (BLACK)		Universal Fine-Tune Projector Mount + Mates with Standard 1.5" NPT + Cable Routing Inside Pipe + Security Hardware Included + Ceiling Plate & Threaded Pipe Nipple Included	60 lbs. / 27.2 kg.	Rotation: (360°) Tilt: (+/- 20°) Roll: (+5°/-5°) Pitch: N/A Yaw: N/A	+ CEILING

PROJECTOR MOUNTS					
PART #	PRODUCT	DESCRIPTION	WEIGHT RATING	ADJUSTMENTS	APPLICATION
PBC-UMW (WHITE)		Universal Projector Mount w/ Integrated Pipe Coupler + Mates with Standard 1.5" NPT + Cable Routing Inside Pipe + Security Hardware Included + Ceiling Plate & Thread Pipe Nipple Incl. + Supports Single Wood Stud Mounting	60 lbs. / 27.2 kg.	Rotation: (360°) Tilt: (+/- 20°) Roll: (+5°/-5°) Pitch: N/A Yaw: N/A	+ CEILING
PBM-UMS (BLACK)		Adjustable Height Projector Mount + Adj Height Channel Extends 9.8" - 13.3" + Attaches Directly to Ceiling + Security Hardware Included + Low-Pro & Extended-Profile Allowance + Supports Single Wood Stud Mounting	25 lbs. / 11.4 kg.	Rotation: (360°) Tilt: (+/- 20°) Roll: (+/- 20°) Pitch: N/A Yaw: N/A	+ CEILING
PBM-UNI (BLACK)		Heavy-Duty Universal Projector Mount + Secures to single wood stud, 1.5"NPT Pipe, <i>OR</i> Directly to Ceiling + Heavy-Duty, Durable Construction + Reaches Wider Mounting Patterns	150 lbs. / 68.04 kg.	Attached to NPT: (360° Rotation) Secured to Ceiling: (15° Rotation) Tilt: (6°) Roll: (3°) Pitch & Yaw: N/A	+ CEILING
PDS-PLUS (BLACK)		Low-Profile Universal Projector Mount + OSHPD & DSA Approved + Heavy-Duty Steel Construction + Security Hardware Included + Mates to 1.5" NPT or Direct to Surface + Supports Single Wood Stud Mounting	75 lbs. / 34.02 kg.	Rotation: N/A Tilt: N/A Roll: (+/-7.5°) Pitch: (+/-16.5°) Yaw: (+/-41°)	+ CEILING
PDS-PLUS-W (WHITE)		Low-Profile Universal Projector Mount + OSHPD & DSA Approved + Heavy-Duty Steel Construction + Security Hardware Included + Mates to 1.5" NPT or Direct to Surface + Supports Single Wood Stud Mounting	75 lbs. / 34.02 kg.	Rotation: N/A Tilt: N/A Roll: (+/-7.5°) Pitch: (+/-16.5°) Yaw: (+/-41°)	+ CEILING
PDS-URPM (BLACK)		Adjustable Height Projector Mount + Adj Height Channel Extends from 9.8" - 13.3" + Traditional & Vaulted Ceiling Compat. + Security Hardware Included + Low-Pro & Extended-Profile Allowance	75 lbs. / 34.02 kg.	Rotation: (+/- 100°) Tilt: (+/- 100°) Roll: N/A Pitch: N/A Yaw: N/A	+ CEILING
PBL-UMS (BLACK)		Universal, Adjustable Projector Mount + Adj Height Channel Extends 9.8" - 13.3" + Traditional & Vaulted Ceiling Compat. + Security Hardware Included + Low-Pro & Extended-Profile Allowance + Supports Single Wood Stud Mounting	25 lbs. / 11.4 kg.	Rotation: (+/- 360°) Tilt: (+/- 20°) Roll: (+/- 20°) Pitch: N/A Yaw: N/A	+ CEILING
PBL-UMW (WHITE)		Universal, Adjustable Projector Mount + Adj Height Channel Extends 9.8" - 13.3" + Traditional & Vaulted Ceiling Compat. + Security Hardware Included + Low-Pro & Extended-Profile Allowance + Supports Single Wood Stud Mounting	Up to 25 lbs. / 11.4 kg.	Rotation: (+/- 360°) Tilt: (+/- 20°) Roll: (+/- 20°) Pitch: N/A Yaw: N/A	+ CEILING

ACCESSORIES PROJECTOR MOUNTS			
PART #	PRODUCT	DESCRIPTION	APPLICATION
PP-SEC		<p>Dual Cable Security Device for PBC and PBL Series Projector Mounts</p> <ul style="list-style-type: none"> + Projector Mount Designed + Safely Secure with Quick Lock Keys 	+ CEILING

NEW HEIGHTS

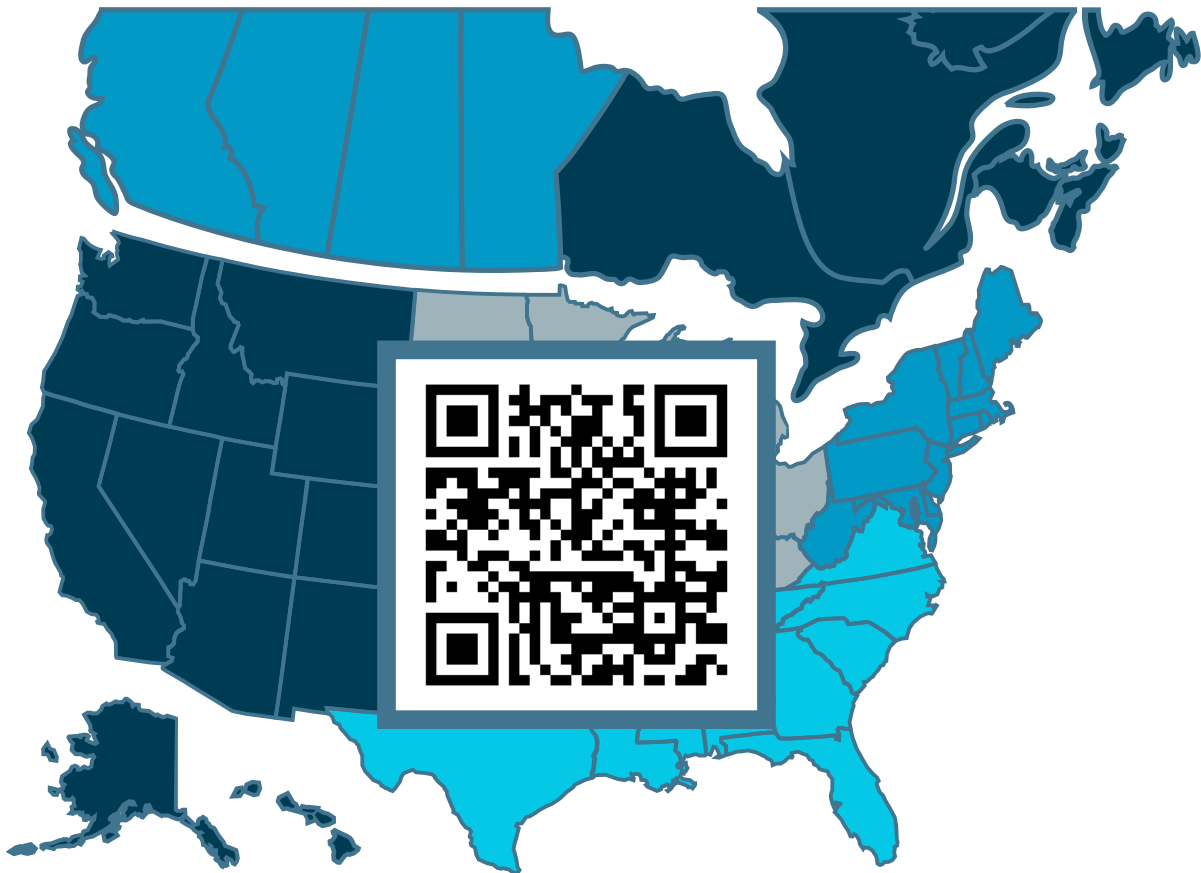
As we do with all our products, we design our mounts with your peace of mind at the top our mind. Whether you're inside our out, no matter the application, we've got you covered and supported!

SUPPORTING YOU & YOUR VISION



PM HOW TO BUY

Scan the QR code below to contact your local sales representative today!



**QUESTIONS OR NEED MORE INFORMATION?
NO PROBLEM, WE'RE HERE TO HELP!**

Call us at **1.800.368.9700** or email us at **ORDERS@PREMIERMOUNTS.COM**

Visit **PREMIERMOUNTS.COM** to see our complete line of AV mounting solutions and hang with us on social media at **@PREMIERMOUNTS**



We look forward to hanging with you and MOUNT UP.

PREMIER MOUNTS
500 W Central Ave, Suite A
Brea, CA 92821