



AV MOUNTING

REFERENCE GUIDE



PROFESSIONAL AV MOUNTING SOLUTIONS



PM CONTENTS

Whether you're mounting inside our out, no matter the application,
we've got you covered and supported!

OUTDOOR MOUNTS 2-3

FLAT MOUNTS 4-5

ROTATING MOUNTS 6

ARTICULATING MOUNTS 7

TILT MOUNTS 8-9

CEILING MOUNTS 10-11

CARTS & STANDS 12-17

PROJECTOR MOUNTS 18-19

PRESS & RELEASE MOUNTS 20

SYMMETRY SERIES 21-24

CONVERGENT DIRECTVIEW LED 25

POINT-OF-SALE MOUNTS 26

ACCESSORIES 27-35

SALES MAP 36

Visit PREMIERMOUNTS.COM to see our complete line of AV solutions and hang with us on social media at, [@PREMIERMOUNTS](https://www.instagram.com/premiermounts)

We look forward to hanging with you and MOUNT UP.

PREMIER MOUNTS
500 W Central Ave, Suite A
Brea, CA 92821





OUTDOOR MOUNTS

PART #	PRODUCT	DESCRIPTION	WEIGHT RATING	VESA	APPLICATION
7170-0977-00		Outdoor Flat Display Mount for Samsung OH55A-S Display + Durable, Outdoor UV-Rated Paint + Samsung-Reviewed Design + Airflow Baffles Behind Display	Up to 125 lbs. / 56.7 kg.	Samsung OH55A-S Compatible.	+ WALL
7170-0977-01		Outdoor Tilt Display Mount for Samsung OH55A-S Display + 5°, 10° or 15° of Downward Tilt + Durable, Outdoor UV-Rated Paint + Samsung-Reviewed Design + Airflow Baffles Behind Display	Up to 125 lbs. / 56.7 kg.	Samsung OH55A-S Compatible.	+ WALL
7170-0978-00		Outdoor Flat Mount for Samsung OH75 Display + Durable, Outdoor UV-Rated Paint + Samsung-Reviewed Design + Airflow Baffles Behind Display	Up to 315 lbs. / 142.8 kg.	Samsung OH75F Compatible.	+ WALL
7170-0978-01		Outdoor Tilt Display Mount for Samsung OH75 Display + 5°, 10° or 15° of Downward Tilt + Durable, Outdoor UV-Rated Paint + Samsung-Reviewed Design + Airflow Baffles Behind Display	Up to 315 lbs. / 142.8 kg.	Samsung OH75F Compatible.	+ WALL
P2642F-EX		Exterior Low-Profile Wall Mount + Corrosion-Resistant Outdoor Coat + Stainless Steel Hardware + Post-Installation Leveling + Built-In Lateral Shift	Up to 130 lbs. / 59 kg.	200 x 200mm - 535 x 400mm	+ WALL
P2642T-EX		Outdoor Rated Tilting Mount for Flat-Panels + Corrosion-Resistant Outdoor Coat + 10° of Continuous Tilt + Post-Installation Leveling + Built-In Lateral Shift	Up to 130 lbs. / 59 kg.	200 x 200mm - 535 x 400mm	+ WALL
P4263F-EX		Exterior Low-Profile Wall Mount + Corrosion-Resistant Outdoor Coat + Stainless steel hardware + Post-Installation Leveling + Built-In Lateral Shift + Easy Cable & Electrical Access	Up to 175 lbs. / 80 kg.	200 x 200mm - 800 x 525mm	+ WALL



OUTDOOR MOUNTS

PART #	PRODUCT	DESCRIPTION	WEIGHT RATING	VESA	APPLICATION
P4263T-EX		P-Series Tilting Low-Pro Outdoor Mount for Flat-Panel Displays + Corrosion-Resistant Outdoor Coat + 10° of Continuous Tilt + Post-Installation Leveling + Built-In Lateral Shift	Up to 175 lbs. / 80 kg.	200 x 200mm - 800 x 525mm	+ WALL



DRIVE-THRU



TRANSPORTATION CENTERS









SHOPPING CENTERS







RECREATIONAL FACILITIES

FLAT MOUNTS

PART #	PRODUCT	DESCRIPTION	WEIGHT RATING	VESA	APPLICATION
FPS-200		Flat Panel LCD Mount w/ Motorized Lifting & Lowering System + Low-Profile + Supports Displays Over 50" + Gentle, Easy Glide	Up to 140 lbs. / 63.5 kg.	200 x 200mm - 600 x 400mm	+ WALL
P2642F		Low-Profile Mount for Flat Panels + Low-Profile & OSHPD Approved + Post-Installation Leveling System + Universal Hardware Pack Included + Mounting Kit Included + Built-In Lateral Shift	Up to 130 lbs. / 59 kg.	200 x 200mm - 535 x 400mm	+ WALL
P4263F		Low-Profile Mount for Flat Panels + OSHPD Approved + Low-Profile + Post-Installation Leveling System + Universal Hardware Pack Included + Built-In Lateral Shift	Up to 175 lbs. / 80 kg.	200 x 200mm - 815 x 525mm	+ WALL
P4263FP		Low-Profile Flat Portrait Mount for Flat Panels + Low-Profile & OSHPD Approved + Vertical Alignment + Post-Installation Leveling System + Universal Hardware Pack Included	Up to 175 lbs. / 80 kg.	200 x 200mm - 535 x 705mm	+ WALL
P5080F		Low-Profile Mount for Flat Panels + Low-Profile & OSHPD Approved + Post-Installation Leveling System + Universal Hardware Pack Included + Security Barrel Included + Built-In Lateral Shift	Up to 300 lbs. / 136 kg.	200 x 200mm - 1110 x 705mm	+ WALL
PFDM2		Versatile Flat Display Mount + Security Barrel Included + Post-Installation Leveling System + Built-In Lateral Shift + Supports Portrait & Landscape + Can Mount to Wall, Ceiling or Cart	Up to 100 lbs. / 45.4 kg.	200x200mm - 400x400mm	+ WALL + CEILING + CART + STAND

FLAT MOUNTS




PART #	PRODUCT	DESCRIPTION	WEIGHT RATING	VESA	APPLICATION
PRF		Fixed Low-Profile Flat Panel Mount for Displays + Low-Profile + Fast & Easy Assembly + Cable Cutouts on Wall Plate + Universal Hardware Pack Included	Up to 50 lbs. / 22.5 kg.	75 x 75mm, 100 x 100mm, 200 x 100mm, 200 x 200mm	+ WALL
UFA-XL		Universal Fixed Dual-Pole Mount for Multiple Flat-Panel Displays + Holds 2 Flat Panel Displays + Display Range: 37" - 55" (93 - 139cm) + 2" (5cm) Dual-Pole Openings + Universal Mounting Arms	Up to 160 lbs. / 72 kg.	200 x 200mm - 1950 x 1950mm	+ CART + STAND
UFA		Universal Low-Profile Flat Panel for Dual Pole Carts and Stands + Low-profile design + Slides Over Top of Dual-Poles + 2" (5cm) Dual-Pole Openings + Universal Mounting Arms	Up to 160 lbs. / 72 kg.	200 x 200mm - 875 x 875mm	+ CART + STAND
VPM		Universal VESA Single Pole Mount + Radial Glide® for Smooth Tilt & Pivot + 10°+/- Smooth Pivot in Any Direction + Remains Fixed After Positioning + Back-to-Back Mounting Supported + Versatile, Easy Assembly	Up to 50 lbs. / 22.6 kg.	Fits up to: 200 x 200mm	+ CART + STAND


F



5

ROTATING MOUNTS

PART #	PRODUCT	DESCRIPTION	WEIGHT RATING	VESA	APPLICATION
RFM		Rotating Mount for Flat-Panels + Landscape to Portrait Rotation + Supports Displays 42" - 70" + Mounts in Landscape or Portrait + 2-Piece Slim Design	Up to 160 lbs. / 72 kg.	200 x 200mm - 870 x 505mm	+ WALL
RTM-L		Rotating Mount for Flat-Panels + Up to 90° of Rotation + 10° of Downward Tilt + 35° of Upward Tilt + Mounts in Landscape or Portrait	Up to 160 lbs. / 72 kg.	200 x 200mm - 870 x 505mm	+ WALL + CART + STAND
RTM-S		Versatile Flat Panel Mount for Carts & Stands + Up to 90° of Rotation + 10° of Downward Tilt + 35° of Upward Tilt	Up to 125 lbs. / 57 kg.	200 x 200mm - 500 x 300mm	+ CART + STAND










ARTICULATING MOUNTS

PART #	PRODUCT	DESCRIPTION	WEIGHT RATING	VESA	APPLICATION
AM50-B		Dual Arm Swingout Mount for Flat-Panel Displays + 360° of Rotation & 90° of Swivel + Single Stud Installation + Extends 16.9" from Wall + OSHPD Approved	Up to 50 lbs. / 23 kg.	75 x 75mm - 200 x 200mm	+ WALL
AM65		Articulating Mount for Flat Panels + Extends 18" from Wall + Slim Depth of Only 2.2" + 12° of Tilt + 45° of Swivel	Up to 65 lbs. / 30 kg.	100 x 100mm - 430 x 400mm	+ WALL
AM95		Articulating Mount for Flat-Panels + Scissor-Style Arms Pull Up to 18" + Lateral Shifting + 12° of Tilt + 45° of Swivel + ADA Compliant	Up to 95 lbs. / 43 kg.	200 x 200mm - 600 x 400mm	+ WALL
AM100		Low Profile Ultra-Slim Swingout Mount for Flat-Panels + Three Awingout Arm Placements + Extends 30" from Wall + 15° of Downward Tilt, 180° of Swivel + Post-Installation Leveling	Up to 100 lbs. / 45.5 kg.	100 x 100mm - 630 x 526mm	+ WALL
AM175		Swingout Mount for Flat-Panel Displays + Scissor-Style Arms Pull Up to 15.9" + 10° of Tilt & Up to 45° of Swivel + Post-Installation Leveling	Up to 175 lbs. / 79.4 kg.	200 x 200mm - 650 x 820mm	+ WALL
AM300-B		Swingout Mount for Flat-Panels + Radial Glide™ Up to 10° of Tilt + 90° of Swivel + Extends 26" From Wall	Up to 300 lbs. / 136 kg.	225 x 225mm - 984 x 667mm	+ WALL
AM500-U		Articulating Wall Mount for Displays + 4° +/- Tilt + Dual-Articulating Arms + Pull Away Heavy Displays Easily + Fully Extends 24.5" From Wall + Mount Locks With Ease for Safety	Up to 500 lbs. / 226.8 kg.	300 x 200mm - 900 x 600mm	+ WALL



TILT MOUNTS

PART #	PRODUCT	DESCRIPTION	WEIGHT RATING	VESA	APPLICATION
CTM-MS1		Tilting Mount for Flat-Panels + 12° of Adjustable Effortless Tilt + Patented Safety Mounting Brackets + Built-In Lateral Shift + Durable Powder Coat Finish + Theft-Resistant System Included	Up to 160 lbs. / 73 kg.	100 x 100mm - 490 x 360mm	+ WALL + CEILING (PSD-S Req'd) + CART + STAND
CTM-MS2		Tilting Mount for Flat-Panel Displays + 12° of Adjustable Effortless Tilt + Patented Safety Mounting Brackets + Built-In Lateral Shift + Theft-Resistant System Included	Up to 160 lbs. / 73 kg.	200 x 200mm - 800 x 500mm	+ WALL + CEILING (PSD-S Req'd) + CART + STAND
CTM-MS3		Universal Tilt Mount for Flat-Panels + 12° of Adjustable Tilt + Patented Safety Mounting Brackets + Effortless Tilt + Theft-Resistant System Included	Up to 300 lbs. / 136 kg.	200 x 200mm - 900 x 735mm	+ WALL + CEILING (PSD-S Req'd) + CART + STAND
P2642T		Tilting Low-Profile Mount for Flat-Panels (OSHDP Certified) + 10° of Continuous Tilt + Post-Installation Leveling + Built-In Lateral Shift + Security Barrel Included	Up to 130 lbs. / 59 kg.	200 x 200mm - 525 x 400mm	+ WALL
P4263T		Low-Profile Tilt Mount for Flat-Panel Displays + 10° of Continuous Tilt + Post-Installation Leveling + Built-In Lateral Shift + Security Barrel Included	Up to 175 lbs. / 79.4 kg.	200 x 200mm - 800 x 525mm	+ WALL
P4263TP		Low-Profile Tilting Portrait Mount for Flat-Panels + 8° of Continuous Tilt + Post-Installation Leveling + Built-In Lateral Shift + Security Barrel Included	Up to 175 lbs. / 79.4 kg.	200 x 200mm - 525 x 700mm	+ WALL
P5080T		Tilting Low-Profile Mount for Flat-Panel Displays + 8° of Continuous Tilt + Post-Installation Leveling + Built-In Lateral Shift + Security Barrel Included	Up to 300 lbs. / 136 kg.	200 x 200 mm - 1100 x 700 mm	+ WALL



TILT MOUNTS

PART #	PRODUCT	DESCRIPTION	WEIGHT RATING	VESA	APPLICATION
PTDM1		Tilting, Low-Profile Mount for Flat-Panels + Landscape or Portrait Supported + 10° of Downward Tilt + Post-Installation Leveling + Built-In Lateral Shift	Up to 100 lbs. / 45.4 kg.	200 x 200mm - 300 x 400mm 4.5" Bolt Pattern	+ WALL + CEILING + CART + STAND
PTDM2		Tilting, Low-Profile Mount for Flat-Panels + Landscape or Portrait Supported + 10° of Downward Tilt + Post-Installation Leveling + Built-In Lateral Shift	Up to 100 lbs. / 45.4 kg.	200 x 200mm - 400 x 400mm	+ WALL + CEILING (PSD-S Req'd) + CART + STAND
UMB-DBT		Channel Strut Menu Board Mount + Easy Install, No Assembly Required + 15° of Tilt + Landscape & Portrait Supported + Adjustable Footpad	Up to 160 lbs. / 73 kg.	Up to 400mm x Unlimited Horizontal	+ WALL
PTM-B		Single Stud Tilt and Pivot Mount for Flat-Panels + Smooth Tilt & Pivot + 15°+/- Tilt, Pivot & 360° Screen Rotate + Integrated Cable Routing + OSHPD & DSA Approved	Up to 50 lbs. / 23 kg.	75 x 75mm - 200 x 200mm	+ WALL



CEILING MOUNTS

PART #	PRODUCT	DESCRIPTION	WEIGHT RATING	VESA	APPLICATION
ECM-D70T		Ceiling Mount for Dual Flat-Panels + Holds Two Displays Up to 60" + 15° of Tilt + Mounts Portrait or Landscape + 360° Swivel w/ 2" Coupler + Works w/ Premier Media Player	Up to 350 lbs. / 158.75 kg.	200 x 200mm - 782 x 506mm	+ CEILING
ECM-3763S		Ceiling Mount for Flat-Panels + Digital Signage Application Solution + 15° Tilt Available + Works w/ Premier Media Player Brackets + Mounts Right Out of the Box + No Adapters Needed	Up to 175 lbs. / 79.5 kg.	200 x 200mm - 875 x 505mm	+ CEILING
ECM-3763D		Back-to-Back Ceiling Mount Assembly + Mounts 2 Flat-Panels Back-to-Back + Post-Installation Adjustment + 15° of Tilt & 360° Swivel + Ultra-Thin Design	Up to 350 lbs. / 159.1 kg.	200 x 200mm - 875 x 505mm	+ CEILING
CTM-MS3		Universal Tilt Mount for Flat-Panels + 12° of Adjustable Tilt + Safety Mounting Brackets Included + Effortless Tilt + Universal Hardware Pack Included + Theft-Resistant System Included	Up to 300 lbs. / 136 kg.	200 x 200mm - 900 x 735mm	+ WALL + CEILING + CART + STAND
CTM-MS2		Tilting Mount for Flat-Panel Displays + Patented Safety Mounting Brackets + Effortless Tilt + Universal Hardware Pack Included + Theft-Resistant System Included	Up to 160 lbs. / 73 kg.	200 x 200mm - 800 x 500mm	+ WALL + CEILING + CART + STAND
CTM-MS1		Tilting Mount for Flat-Panels + 12° of Adjustable Tilt + Patented Safety Mounting Brackets + Effortless Tilt + Durable Powder Coat Finish + Theft-Resistant System Included	Up to 160 lbs. / 73 kg.	100 x 100mm - 490 x 360mm	+ WALL + CEILING + CART + STAND





CEILING MOUNTS

PART #	PRODUCT	DESCRIPTION	WEIGHT RATING	VESA	APPLICATION
PTDM2		Tilting, Low-Profile Mount for Flat-Panels + Landscape or Portrait Supported + 10° of Downward Tilt + Post-Installation Leveling + Built-In Lateral Shift	Up to 100 lbs. / 45.4 kg.	200 x 200mm - 400 x 400mm	+ WALL + CEILING (PSD-S Req'd) + CART + STAND
PRC-LA		Flat Panel Adjustable Height Ceiling Mount with 1.5" NPT Adapter + Attaches to 1.5" NPT + 15° +/- of Tilt + 360° Swivel + Cable Routing Through Coupler	Up to 50 lbs. / 22.7 kg.	75 x 75mm - 200 x 200mm	+ CEILING



CARTS & STANDS: COMPLETE MOUNTING SOLUTIONS

PART #	PRODUCT	DESCRIPTION	WEIGHT RATING	SPECS	APPLICATION
PFC-OMND		Floor Mount w/ Base for 46" or 55" Model Samsung OMN-D + Exclusively for PFC-OMND Mounts + Steel Floor Stand Base Great for Applications Like Tradeshows & Retail + Durable Black Finish	46" or 55" Samsung OMN-D Compatible.	H: 2 in W: 36 in D: 43 in	+ STANDS
LFC-L/LFC-LB		Large Format Mobile Cart for Flat-Panels + Fits Flat-Panel Displays Up to 98" + Designed to Nest Multiple Carts + Mounts in Landscape or Portrait + Setup in Less than 10 Minutes	Up to 300 lbs. / 136 kg.	H: 84.72"/2151.88mm W: 44.94lbs./20.38kg D: 28.98"/736.09mm	+ CARTS

CARTS & STANDS: BASES

PART #	PRODUCT	DESCRIPTION	WEIGHT RATING	VESA	APPLICATION
BW-BASE		Dual Pole Mobile Cart Base with Nesting Capability + Works w/ All Premier Dual-Pole Sets + Narrow, Mobile Base + Easy Maneuverability + Nesting Capability for Easy Storage	Up to 160 lbs. / 73 kg.	N/A	+ CARTS
EB-BASE-C		Elliptical Floor Stand Base w/ Casters + Leveling Feet Included + Casters Attach in Under a Minute + Easy to Move + Weighs Less Than 50 lbs. + PSD-HDCA Adapter Included	Up to 200 lbs. / 73 kg.	N/A	+ CARTS
EB-BASE		Elliptical Floor Stand Base + Comes w/ Leveling Feet + Weighs Less Than 50 lbs. + Easy to Move + Available in Black + PSD-HDCA Adapter Included	Up to 200 lbs. / 73 kg.	N/A	+ CARTS
PSP-BASE		Low-Profile Floor Stand Base + Centered Pole Base + VPM Mount Included + Weighs Less Than 40 lbs.	Up to 200 lbs. / 73 kg.	200 x 200mm	+ STANDS



CARTS & STANDS: BASES

PART #	PRODUCT	DESCRIPTION	WEIGHT RATING	APPLICATION
TL-BASE		Lightweight Dual Pole Floor Stand Base + Works w/ 60", 72", and 84" Poles + Designed for Variety of Floor Stand Configurations + Easy Installation & Install Tool Included	Up to 160lbs / 73kg.	+ STANDS
TS-BASE		Low-Profile Dual Pole Floor Stand + Works w/ 60", 72", and 84" Poles + Designed for Variety of Floor Stand Configurations + Easy Installation + Durable, High-Quality Materials	Up to 160lbs / 73kg.	+ STANDS
TTS-BASE-L		Tabletop Display Stand Base Plate + Low-Profile Universal Stand for Flat-Panel Displays + Compatible with T40 Poles + Great for Offices, Hospitality & Staging	Up to 150 lbs. / 68.4 kg.	+ STANDS
PSD-DPAB		Dual Pole Anchor Base + Anchors to Wood or Concrete Floor + Cable Outlets for Organization + Low Profile Design + Small Footprint	Up to 200 lbs. / 73 kg.	+ STANDS
PSP-S-BASE		Low-Profile Floor Stand Base for Use w/ Single Pole Stands + Off-Centered Pole Base + VPM Mount Included, 200 x 200mm + Weighs Less Than 40 lbs.	Up to 100 lbs. / 45.4 kg.	+ STANDS
CS-BASE		Dual Pole Display Stand for Back-to-Back Mounting + Includes PSD-DPB Adapter COMPATIBLE WITH: T60, T72 & T84 Poles	Up to 160 lbs. / 73 kg.	+ CARTS + STANDS



CARTS & STANDS: DUAL POLES

PART #	PRODUCT	DESCRIPTION	COMPATIBILITY	APPLICATION
T84		Chrome Dual Pole Replacement + Set of 2 + Length of 84" (2133.6 mm) + High-Quality Chrome Finish	Bases: CS-BASE, EB-BASE, EB-BASE-C, BW-BASE, TL-BASE, TS-BASE Mounts: CTM-MS1, CTM-MS2, CTM-MS3, RTM-L, RTM-S, PFDM1, PFDM2, PTDM1, PTDM2, UFA Accessories: PSD-CAM, PSD-SHB	+ CARTS + STANDS
T84B		Black Dual Pole Replacement + Set of 2 + Length of 84" (2133.6 mm) + High-Quality Black Finish	Bases: CS-BASE, EB-BASE, EB-BASE-C, BW-BASE, TL-BASE, TS-BASE Mounts: CTM-MS1, CTM-MS2, CTM-MS3, RTM-L, RTM-S, PFDM1, PFDM2, PTDM1, PTDM2, UFA Accessories: PSD-CAM, PSD-SHB	+ CARTS + STANDS
T40		Chrome Dual Pole Replacement + Set of 2 + Length of 40" (1016 mm) + High-Quality Chrome Finish	Bases: TL-BASE, TS-BASE, CS-BASE, EB-BASE, EB-BASE-C, BW-BASE Mounts: CTM-MS1, CTM-MS2, CTM-MS3 RTM-L, RTM-S, PFDM1, PFDM2, PTDM1, PTDM2, UFA Accessories: PSD-CAM, PSD-SHB	+ CARTS + STANDS
T60		Chrome Dual Pole Replacement + Set of 2 + Length of 60" (1524mm) + High-Quality Chrome Finish	Bases: CS-BASE, EB-BASE, BW-BASE, TL-BASE, TS-BASE Mounts: CTM-MS1, CTM-MS2, CTM-MS3 RTM-L, RTM-S, PFDM1, PFDM2, PTDM1, PTDM2, UFA Accessories: PSD-CAM, PSD-SHB	+ CARTS + STANDS
T60B		Black Dual Pole Replacement + Set of 2 + Length of 60" (1524mm) + High-Quality Black Finish	Bases: CS-BASE, EB-BASE, BW-BASE, TL-BASE, TS-BASE Mounts: CTM-MS1, CTM-MS2, CTM-MS3 RTM-L, RTM-S, PFDM1, PFDM2, PTDM1, PTDM2, UFA Accessories: PSD-CAM, PSD-SHB	+ CARTS + STANDS
T72		Chrome Dual Pole Replacement + Set of 2 + Length of 72" (1829 mm) + High-Quality Chrome Finish	Bases: CS-BASE, EB-BASE, BW-BASE, TL-BASE, TS-BASE Mounts: CTM-MS1, CTM-MS2, CTM-MS3 RTM-L, RTM-S, PFDM1, PFDM2, PTDM1, PTDM2, UFA Accessories: PSD-CAM, PSD-SHB	+ CARTS + STANDS
T72B		Black Dual Pole Replacement + Set of 2 + Length of 72" (1829 mm) + High-Quality Black Finish	Bases: CS-BASE, EB-BASE, BW-BASE, TL-BASE, TS-BASE Mounts: CTM-MS1, CTM-MS2, CTM-MS3, RTM-L, RTM-S, PFDM1, PFDM2, PTDM1, PTDM2, UFA Accessories: PSD-CAM, PSD-SHB	+ CARTS + STANDS



CARTS & STANDS: SINGLE POLES

PART #	PRODUCT	DESCRIPTION	COMPATIBILITY	APPLICATION
P84B		84" Black Single Replacement Pole + Works w/ PSP-BASE for flat-panel displays. + Length of 84" + 13.7 lbs.	Bases: PSP-BASE, PSP-S-BASE, Accessories: PSD-CAM, PSD-SHB, PSP-1619	+ CARTS + STANDS
P84		Chrome Single Replacement Pole + 84" (2134mm) + Works w/ Floor Stand Adapter (PSP-BASE) + For Flat-Panel Displays	Bases: PSP-BASE, PSP-S-BASE, Accessories: PSD-CAM, PSD-SHB, PSP-1619	+ CARTS + STANDS
P60		Chrome Single Replacement Pole + 60" (1524mm) + Works w/ Floor Stand Adapter (PSP-BASE) + For Flat-Panel Displays	Bases: PSP-BASE, PSP-S-BASE, Accessories: PSD-CAM, PSD-SHB, PSP-1619	+ CARTS + STANDS
P60B		Black Single Replacement Pole + 60" (1524mm) + Works w/ Floor Stand Adapter (PSP-BASE) + For Flat-Panel Displays	Bases: PSP-BASE, PSP-S-BASE, Accessories: PSD-CAM, PSD-SHB, PSP-1619	+ CARTS + STANDS
P72		Chrome Single Replacement Pole + 72" (1829mm) + Works w/ Floor Stand Adapter (PSP-BASE) + For Flat-Panel Displays	Bases: PSP-BASE, PSP-S-BASE, Accessories: PSD-CAM, PSD-SHB, PSP-1619	+ CARTS + STANDS
P72B		Black Single Replacement Pole + 72" (1829mm) + Works w/ Floor Stand Adapter (PSP-BASE) + For Flat-Panel Displays	Bases: PSP-BASE, PSP-S-BASE, Accessories: PSD-CAM, PSD-SHB, PSP-1619	+ CARTS + STANDS



CARTS & STANDS: INDIVIDUAL PARTS

PART #	PRODUCT	DESCRIPTION	NOTES	APPLICATION
PSP-EXT		Rugged Extension Adapter + Transport Half Poles + Rugged Design Holds Two Pieces + Rigid for Worry-Free Connection + Sold Individually	Works with All Poles.	+ CARTS + STANDS
PSD-HDCA		Cart Adapter Mount for Dual Pole Carts & Stands + No Special Tools Required + Easy, One-Step Installation + VESA Mounting Pattern, 100 x 100mm	WEIGHT RATING Up to 200 lbs. / 90.7 kg.	+ CARTS + STANDS
PSD-DPB		Dual Back-to-Back Adapter. + Works w/ CS-BASE Floor Stands + Attach Two Displays to Floor Stand's Dual-Pole Support System	Works with All Dual-Pole Steups.	+ CARTS + STANDS
CAST		Casters for EB Series Stands + Set of Four 4" Casters	Color: Black	+ CARTS
CAST-BW		Casters for BW-Base + Set of Four 3" Casters for BW-BASE	Color: Black	+ CARTS



CARTS & STANDS

BUILD MAP



1 SELECT A BASE

Tailored to fit your project needs!



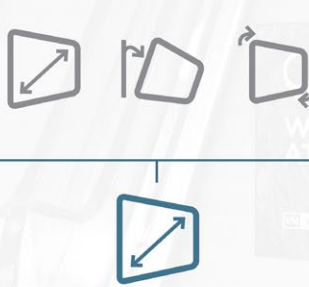
2 PICK A POLE LENGTH

Choose from different column sizes and finish: 40", 60", 72" and 84".



3 CHOOSE A MOUNT

Based on the VESA pattern, display weight and how much tilt & rotation is needed.



4 SUPPORT AUXILIARY DEVICES & LITERATURE

Accessorize with an equipment shelf, media player bracket or brochure holder.



✓ ALL DONE!

Configured to your specific needs.



1



2



3



4



✓



a GAMBER JOHNSON company








PFC-OMND







PROJECTOR MOUNTS

PART #	PRODUCT	DESCRIPTION	WEIGHT RATING	ADJUSTMENTS	APPLICATION
FTP (BLACK)		Universal Fine-Tune Projector Mount + Precise, Fine-Tune Pitch, Roll & Yaw Adjustments + Detachable Base for Quick Service + Security Hardware Included + Post-Installation Leveling Barrels	Up to 65 lbs. / 30 kg.	Fine-Tune Yaw: (+/- 20°) Pitch: (+5°/-15°) Roll: (+5°/-5°)	+ CEILING
FTPW (WHITE)		Fine Tune Projector Mount + Precise, Fine-Tune Pitch, Roll & Yaw Adjustments + Detachable Base for Quick Service + Security Hardware Included + Post-Installation Leveling Barrels	Up to 65 lbs. / 30 kg.	Fine-Tune Yaw: (+/- 20°) Pitch: (+5°/-15°) Roll: (+5°/-5°)	+ CEILING
MAG-PRO (BLACK)		Low-Profile Universal Projector Mount (Black Powdercoat Finish) + Mates with Standard 1.5" NPT + OSHPD Certified & DSA Approved + Security Hardware Included + Easy Install	Up to 10 lbs. / 4.54 kg.	Yaw: (360°) Pitch: (+/- 6°) Roll: (+/- 6°)	+ CEILING
MAG-PRO-W (WHITE)		Low-Profile Universal Projector Mount (White Powdercoat Finish) + Mates with Standard 1.5" NPT + OSHPD Certified & DSA Approved + Security Hardware Included + Easy Install	Up to 10 lbs. / 4.54 kg.	Yaw: (360°) Pitch: (+/- 6°) Roll: (+/- 6°)	+ CEILING
MAG		Magnet Assisted Mount for Projectors up to 10lbs + Magnets Maintain Position + Leveling Barrels on Each Leg + OSHPD Certified + Easy Install	Up to 10 lbs. / 4.54 kg.	Rotation: (360°) Tilt: (+6° to -6°) Roll: (+6° to -6°)	+ CEILING
PBC-UMS (BLACK)		Universal Fine-Tune Projector Mount + Mates with Standard 1.5" NPT + Cable Routing Inside Pipe + Security Hardware Included + Ceiling Plate & Threaded Pipe Nipple Included	Up to 60 lbs. / 27.2 kg.	Rotation: (360°) Tilt: (+/- 20°) Roll: (+5°/-5°)	+ CEILING
PBC-UMW (WHITE)		Universal Projector Mount w/ Integrated Pipe Coupler + Mates with Standard 1.5" NPT + Cable Routing Inside Pipe + Security Hardware Included + Ceiling Plate & Thread Pipe Nipple Included	Up to 60 lbs. / 27.2 kg.	Rotation: (360°) Tilt: (+/- 20°) Roll: (+5°/-5°)	+ CEILING

PROJECTOR MOUNTS

PART #	PRODUCT	DESCRIPTION	WEIGHT RATING	ADJUSTMENTS	APPLICATION
PBM-UMS		Adjustable Height Projector Mount + Adj Height Channel Extends from 9.8" - 13.3" + Attaches Directly to Ceiling + Security Hardware Included + Low-Pro & Extended-Profile Allowance	Up to 25 lbs. / 11.4 kg.	Rotation: (360°) Tilt: (+/- 20°) Roll: (+/- 20°)	+ CEILING
PBM-UNI		Heavy-Duty Universal Projector Mount + Secures to single wood stud, 1.5"NPT Pipe, <i>OR</i> Directly to Ceiling + Heavy-Duty, Durable Construction + Reaches Wider Mounting Patterns	Up to 150 lbs. / 68.04 kg.	Attached to NPT: (360° Rotation) Secured to Ceiling: (15° Rotation) Tilt: (6°) Roll: (3°)	+ CEILING
PDS-PLUS (BLACK)		Low-Profile Universal Projector Mount - Black + OSHPD & DSA Approved + Heavy-Duty Steel Construction + Security Hardware Included + Mates to 1.5" NPT or Direct to Surface	Up to 75 lbs. / 34.02 kg.	Yaw: (+/-41°) Pitch: (+/-16.5°) Roll: (+/-7.5°)	+ CEILING
PDS-PLUS-W (WHITE)		Low-Profile Universal Projector Mount - White + OSHPD & DSA Approved + Heavy-Duty Steel Construction + Security Hardware Included + Mates to 1.5" NPT or Direct to Surface	Up to 75 lbs. / 34.02 kg.	Yaw: (+/-41°) Pitch: (+/-16.5°) Roll: (+/-7.5°)	+ CEILING
PDS-URPM		Adjustable Height Projector Mount + Adj Height Channel Extends from 9.8" - 13.3" + Traditional & Vaulted Ceiling Compat. + Security Hardware Included + Low-Pro & Extended-Profile Allowance	Up to 75 lbs. / 34.02 kg.	Rotation: (+/- 100°) Tilt: (+/- 100°)	+ CEILING

LCD VIDEO WALL PRESS & RELEASE MOUNTS

PART #	PRODUCT	DESCRIPTION	WEIGHT RATING	VESA	APPLICATION
LMV		Press & Release Mount for Video Walls + Fits Most 37" - 63" Flat Panels + OSHPD Cert., Spring-Loaded Locking Mechanism Provides Quick Release + Scissor Arms Allow for 12" Extension + Easy-Level w/ Top-Adjustable Brackets	Up to 160 lbs. / 73 kg.	200x200mm - 600x400mm	+ WALL
LMVF		Fixed Flat Panel Video Wall Mount + Open Design w/ Built-In Kickstand + Model-Specific Spacers + Easy-Service Access + Easy-Level w/ Top-Adjustable Brackets	Up to 160 lbs. / 73 kg.	200x200mm - 600x400mm	+ WALL
LMVP		Portrait Press & Release Mount for Video Walls + Fits Most 37" - 65" Flat Panels + X, Y, Z Adjustments + Easy-Service Access w/ Scissor Design + Easy-Level w/ Top-Adjustable Brackets	Up to 160 lbs. / 73 kg.	200x200mm - 600x400mm	+ WALL
LMVS		Slim Press & Release Mount for Video Walls (Meets ADA Compliance) + Fits Most 37" - 80" Flat Panels + Spring-Loaded Press & Release + Easy-Service Access w/ Scissor Design + Easy-Level w/ Top-Adjustable Brackets	Up to 100 lbs. / 45.4 kg.	200x200mm - 600x400mm	+ WALL
LMVSP		Slim Portrait Press & Release Mount for Video Walls (OSHPD & ADA Approved) + Fits Most 37" - 65" Flat Panels + Spring-Loaded Portrait Press & Release + Easy-Service Access w/ Scissor Design + Easy-Level w/ Top-Adjustable Brackets	Up to 100 lbs. / 45.4 kg.	200x200mm - 600x400mm	+ WALL
LMVLF		Press & Release Mount for Video Walls + For Flat-Panels Up to 300 lbs. + Heavy-Duty, Pneumatic Assist + X, Y, Z Adjustments + Easy-Service Access w/ Scissor Design + Easy-Level w/ Top-Adjustable Brackets	Up to 300 lbs. / 136.07 kg.	400 x 400mm - 800 x 800mm	+ WALL



LCD VIDEO WALL SYMMETRY SERIES

PART #	PRODUCT	DESCRIPTION	WEIGHT RATING	VESA	APPLICATION
SYM-DB-FTS		Short Symmetry Series Display Brackets w/ Fine Tune Adjustment + Precise Display Bezel Alignment + Easy Install w/ Minimal Tools + Includes Set of Two Fixed Tilt Adapter Brackets w/ Fixed 8° of Tilt	Up to 160 lbs. / 72 kg.	100 x 200mm - Unlimited	+ WALL + CEILING + STAND
SYM-DB-FT		Display Brackets w/ Fine Tune Adjustments + Set of Two Brackets Included + Precise Display Bezel Alignment + Quick & Easy Install + 10° of Continual Downward Tilt	Up to 160 lbs. / 72 kg.	100 x 200mm - Unlimited	+ WALL + CEILING + STAND
SYM-DB-TA		Fixed Tilt Adapter Brackets + Set of Two Brackets Included + Brackets are Fixed at 8° of Tilt + Fits SYM-DB-FT Brackets for Combined 18° of Tilt + Easy Install w/ Minimal Tools	Up to 160 lbs. / 72 kg.	200 x 200mm - Unlimited	+ WALL + CEILING + STAND
SYM-IB-11B		Symmetry Interface Bar - 11.4" + Movable L-Brackets + Lightweight Aluminum Design + Rapid Install & Adjustment Design + Modular Display Mounting Made Easy	Up to 160 lbs. / 72 kg.	N/A	+ WALL + CEILING + STAND
SYM-IB-28B		Symmetry Interface Bar - 28.1" + Movable L-Brackets + Lightweight Aluminum Design + Rapid Install & Adjustment Design + Modular Display Mounting Made Easy	Up to 160 lbs. / 72 kg.	N/A	+ WALL + CEILING + STAND
SYM-IB-36B		Symmetry Interface Bar - 36" + Movable L-Brackets + Lightweight Aluminum Design + Rapid Install & Adjustment Design + Modular Display Mounting Made Easy	Up to 160 lbs. / 72 kg.	N/A	+ WALL + CEILING + STAND
SYM-IB-75B		Symmetry Interface Bar - 75" + Movable L-Brackets + Lightweight Aluminum Design + Rapid Install & Adjustment Design + Modular Display Mounting Made Easy	Up to 160 lbs. / 72 kg.	N/A	+ WALL + CEILING + STAND









LCD VIDEO WALL SYMMETRY SERIES

PART #	PRODUCT	DESCRIPTION	WEIGHT RATING	APPLICATION
SYM-IB-108B		Symmetry Interface Bar - 108.9" + Movable L-Brackets + Lightweight Aluminum Design + Rapid Install & Adjustment Design + Modular Display Mounting Made Easy	Up to 160 lbs. / 72 kg.	+ WALL + CEILING + STAND
SYM-IB-130B		Symmetry Interface Bar - 130.5" + Movable L-Brackets + Lightweight Aluminum Design + Rapid Install & Adjustment Design + Modular Display Mounting Made Easy	Up to 160 lbs. / 72 kg.	+ WALL + CEILING + STAND
SYM-UR-80B		Symmetry Upright Mount - 80" + Vertical Support Bar + Lightweight Aluminum Design + Rapid Install & Adjustment Design + Modular Display Mounting Made Easy	Up to 200 lbs. / 90.7 kg.	+ WALL + CEILING + STAND
SYM-UR-130B		Symmetry Upright Mount - 130" + Vertical Support Bar + Lightweight Aluminum Design + Rapid Install & Adjustment Design + Modular Display Mounting Made Easy	Up to 200 lbs. / 90.7 kg.	+ WALL + CEILING + STAND
SYM-UR-106B		Symmetry Upright Mount - 106" + Vertical Support Bar + Lightweight Aluminum Design + Rapid Install & Adjustment Design + Modular Display Mounting Made Easy	Up to 200 lbs. / 90.7 kg.	+ WALL
SYM-UR-CS-55		Symmetry Floor Stand Cross Support + For 55" Array + Lightweight Design + Rapid Install & Adjustment Design + Modular Display Mounting Made Easy	N/A	+ STAND
SYM-UR-FSB		Symmetry Free Standing Base + Lightweight Design + Rapid Install & Adjustment Design + Modular Display Mounting Made Easy	Up to 446 lbs. / 202 kg.	+ STAND + CART





LCD VIDEO WALL SYMMETRY SERIES

PART #	PRODUCT	DESCRIPTION	WEIGHT RATING	APPLICATION
SYM-UR-CA		Symmetry Upright Coupling Assembly + Easy Install w/ Minimal Tools + Lightweight Design + Rapid Install & Adjustment Design + Modular Display Mounting Made Easy	N/A	+ WALL + CEILING + STAND
SYM-UR-CM		Symmetry Ceiling Mount Assembly + Easy Install w/ Minimal Tools + Lightweight Design + Rapid Install & Adjustment Design + Modular Display Mounting Made Easy	N/A	+ CEILING
SYM-UR-FFA		Symmetry Floor Stand Cross Support + For 55" Array + Easy Install w/ Minimal Tools + Lightweight Design + Rapid Install & Adjustment Design + Modular Display Mounting Made Easy	N/A	+ WALL + STAND
SYM-UR-WA		Symmetry Upright Wall Anchor + Easy Install w/ Minimal Tools + Lightweight Design + Rapid Install & Adjustment Design + Ability to Adjust to Brace + Modular Display Mounting Made Easy	N/A	+ WALL
SYM-IB-EXT		Symmetry Interface Bar Extension + Join Two Symmetry Interface Bars + Easy Install w/ Minimal Tools + Lightweight Design + Rapid Install & Adjustment Design + Modular Display Mounting Made Easy	N/A	+ WALL + CEILING + STAND
SYM-IB-SA		Interface Bar Stand Adapter + Compatible with Premier Mounts Dual-Pole Carts & Stands + Easy Install to Attach to Interface Bar	Up to 200 lbs. / 90.72 kg.	+ WALL + CEILING + STAND








LCD VIDEO WALL SYMMETRY SERIES

PART #	PRODUCT	DESCRIPTION	WEIGHT RATING	APPLICATION
SYM-PA		Short Symmetry Series Display Brackets w/ Fine Tune Adjustment + Mate to 1.5" NPT Pipe + Easy Install to Attach to Interface Bar + Perfect for ceiling suspended video walls or menuboard!	Up to 400 lbs. / 181.44 kg.	+ WALL + CEILING + STAND
SYM-PAC		Symmetry Ceiling Pipe Adapter Cover + Easy Install Cover Mounts to the Back of the SYM-PA & Makes for a Cleaner Appearance + Perfect for ceiling suspended video walls or menuboard!	N/A	+ WALL + CEILING + STAND



CONVERGENT DIRECTVIEW LED



PART #	PRODUCT	DESCRIPTION	COMPATIBILITY	APPLICATION
FBWM-SAM-IF		Samsung IF-H LED Cabinet Flat Bracket Wall Mount + Modular System Scalability From 2x2 to Unlimited Width or Height + Light, Easy Install & Transport Design + X-Y-Z Alignment & Easy Bolt Access	Samsung IFJ LED Video Wall	+ WALL + CEILING + STAND
FBWM-SAM-IFJ		Samsung IFJ Convergent Mount + Modular System Scalability From 2x2 to Unlimited Width or Height + Light, Easy Install & Transport Design + X-Y-Z Plane Alignment + Easy Mounting Bolt Access	Samsung IF012J & IF012J-E	+ WALL + CEILING + STAND
FBWM-SAM-IER		Mounting System for Samsung IER & IFR LED Cabinets + Modular System Scalability From 2x2 to Unlimited Width or Height + Light, Easy Install & Transport Design + X-Y-Z Alignment & Easy Bolt Access	Samsung IE015R, IE020R, IE025R, IE040R, IF015R, IF020R-E, IF025R-E, IF040R-E	+ WALL + CEILING + STAND
FBWM-LG-LSA		LG LSA DvLED Mounting System + Modular System Scalability From 2x2 to Unlimited Width or Height + Light, Easy Install & Transport Design + X-Y-Z Plane Alignment + Easy Mounting Bolt Access	LG LSAA012 LSAA009 LSAA015 LSAB009 LSAB012	+ WALL + CEILING + STAND
FBWM-EZ-PM		EZ Pixel Master Covergent Mount + Modular System Scalability From 2x2 to Unlimited Width or Height + Light, Easy Install & Transport Design + X-Y-Z Plane Alignment	EZ Visual LED Elite 0.9mm Elite 1.2mm Elite 1.5mm Elite 1.8mm Elite 2.5mm	+ WALL + CEILING + STAND



POINT-OF-SALE EQUINOX MOUNTS

PART #	PRODUCT	DESCRIPTION	COMPATIBILITY	APPLICATION
7160-1310		Equinox LUXE™ 8500i Low Swivel Stand + Nylon Friction Bearing Smoothly Swivels Terminal Up to 120° + Included Hardware Kit + Black Powder-Coat Durable Finish	Equinox Luxe 8500i.	+ Point of Sale
7160-1311		Equinox LUXE™ 8500i Short Clevis Stand + Nylon Friction Bearing Smoothly Swivels Terminal Up to 120° + 45° Ergonomic Tilt 45° + Black Powder-Coat Durable Finish	Equinox Luxe 8500i.	+ Point of Sale
7160-1409		Protective Payment Case for Equinox LUXE™ 6200m + 18" Long Handheld Pole + Lightweight, Rugged Aluminum Powder-Coated for In or Outdoor + Foam Handle Grip for Ease-of-Use	Equinox Luxe 6200m Wired, Stand and Mobile Models w/o Printer.	+ Point of Sale
7160-1735		Universal Drive-Thru Handle w/ AMPs Hole Pattern + 18" Long Handheld Pole + Lightweight, Rugged Aluminum Powder-Coated for In or Outdoor + Rubber Handle Grip for Ease-of-Use	Universal - Also Bolts to our 7160-1409.	+ Point of Sale

POINT-OF-SALE iPad MOUNTS

PART #	PRODUCT	DESCRIPTION	COMPATIBILITY	SPECS	APPLICATION
7160-1617		Secure Tablet Kiosk for iPad 10.2 + Easy-Open Access w/ Secure Key Lock & Padlock Bar + Prevents Damage & Tampering + Room Inside for Cables & Peripherals + Fixed 30° Angle for Optimal Viewing	Apple iPad 10.2, 7th-9th Generation.	Weight: 15.8 lbs / 7.17 kg H: 7 in / 17.78 cm W: 15 in / 38.1 cm D: 11 in / 27.94 cm	+ Point of Sale
7160-1881		Secure iPad 10.9 Enclosure + Easy-Open Access w/ Secure Key Lock & Padlock Bar + Prevents Damage & Tampering + Room Inside for Cables & Peripherals + Fixed 30° Angle for Optimal Viewing	Apple iPad 10.9, 10th Generation.	Weight: 15 lbs / 6.8 kg H: 11 in / 27.94 cm W: 15 in / 38.1 cm D: 9.42 in / 23.93 cm	+ Point of Sale



ACCESSORIES STORAGE

PART #	PRODUCT	DESCRIPTION	WEIGHT RATING	APPLICATION
7170-1009-00		Universal Media Player Bracket + Landscape or Portrait Orientation + Cable Routing to Mitigate Tampering + Allows for Quick Service to Devices	Up to 25 lbs. / 11.3 kg.	+ WALL
7170-1009-01		Universal Media Player Enclosure + Landscape or Portrait Orientation + Cover Included to Hide Devices + Integrated Cable Management + Allows for Quick Service to Devices	Up to 25 lbs. / 11.3 kg.	+ WALL
GB-INWAVP		In-Wall Cable & Gear Power Box for Drywall Installation - White + Installs in Drywall w/ No Dedicated Pre-Construction Stud Placement + Mounts Vertically or Horizontally + Includes UL-Approved Junction Box	Up to 50 lbs. / 22 kg.	+ WALL
GB-INWAVPB		In-Wall Cable & Gear Power Box for Drywall Installation - Black + Installs in Drywall w/ No Dedicated Pre-Construction Stud Placement + Mounts Vertically or Horizontally + Includes UL-Approved Junction Box	Up to 50 lbs. / 22 kg.	+ WALL
GB-INWAVPL		Large In-Wall Box AV Equipment Storage + Easy Installation & Placement + Ample Space & Electrical Box w/ 2 Power Plugs + Built-In Zip Down Anchor Points	Up to 20 lbs. / 9.06 kg.	+ WALL
INW-AM95		In-Wall Box for the AM95 + Recess Mount for AM95 + Knockouts & Electrical Box w/ 2 Power Plugs + 2 Removable Panels on Front for Easy Access w/ Slotted Rack for Media	Up to 15 lbs. / 7.26 kg.	+ WALL
INW-AM100		Wall-Mounted Storage Box for AM100 + Recess Mount for AM100 + Fits Snug within Standard 16" Studs + Knockouts & Electrical Box w/ 2 Plugs + Nesting for Cables & Power Sources + Cable Routing Along Cutouts	Up to 100 lbs. / 45.5 kg.	+ WALL









ACCESSORIES STORAGE

PART #	PRODUCT	DESCRIPTION	APPLICATION
INW-AM200		In-Wall Mounting Box - White + Recess Mount for AM50-B + Fits Snug within Standard 16" Studs + Integrated PEM-Nut Hardware + Includes Wood Shims for Gaps + Cable Routing Along Frame	+ WALL
INW-AM200B		In-Wall Mounting Box - Black + Recess Mount for AM50-B + Fits Snug within Standard 16" Studs + Integrated PEM-Nut Hardware + Includes Wood Shims for Gaps + Cable Routing Along Frame	+ WALL
INW-AM325		In-Wall Box for Swingout Mounts + Easy to Install & Secure + Security System Included + Perfect Solution for Office and Collaborative Spaces, Hospitality or Anywhere Space Saving and Cable Organization is needed!	+ WALL



ACCESSORIES WALL

PART #	PRODUCT	DESCRIPTION	WEIGHT RATING	APPLICATION
7170-1004-01		Wall-Mounted Shelf - Small + 14" x 11.35" + Mounts to the Wall with 4 Bolts + Extra Slots for Additional Accessories + TAA-Compliant + Great for Any Collaborative Space	Up to 25 lbs. / 11.3 kg.	+ WALL
7170-1004-11		Wall-Mounted Shelf - Large + 19.75" x 16.9" + Mounts to the Wall with 4 Bolts + Extra Slots for Additional Accessories + TAA-Compliant + Great for Any Collaborative Space	Up to 25 lbs. / 11.3 kg.	+ WALL
7170-1009-00		Universal Media Player Bracket + Landscape or Portrait Orientation + Cable Routing to Mitigate Tampering + Allows for Quick Service to Devices	Up to 25 lbs. / 11.3 kg.	+ WALL
7170-1009-01		Universal Media Player Enclosure + Landscape or Portrait Orientation + Cover Included to Hide Devices + Integrated Cable Management + Allows for Quick Service to Devices	Up to 25 lbs. / 11.3 kg.	+ WALL
UFP-1065		Adapter Wings (SET OF 4) + Adds 160 x 108mm pattern COMPATIBLE WITH: AM175, AM-300B, ECM SERIES, CTM SERIES, RFM, RTM SERIES, PRO SERIES	N/A	+ WALL
UFP-600		Extension Adapters + Increase 400mm to 600mm pattern + Compatible w/ Any 400mm Brackets + Quick & Easy Install	N/A	+ WALL



ACCESSORIES CEILING MOUNTS

PART #	PRODUCT	DESCRIPTION	WEIGHT RATING	APPLICATION
7170-1009-00		Universal Media Player Bracket + Landscape or Portrait Orientation + Cable Routing to Mitigate Tampering + Allows for Quick Service to Devices	Up to 25 lbs. / 11.3 kg.	+ CEILING
7170-1009-01		Universal Media Player Enclosure + Landscape or Portrait Orientation + Cover Included to Hide Devices + Integrated Cable Management + Allows for Quick Service to Devices	Up to 25 lbs. / 11.3 kg.	+ CEILING
AST-2446/ AST-1321		Adjustable Display Suspension Adapter for Ceiling Mounts AST-1321: 13" - 21" (60.96-116.84cm) AST-2446: 24" - 46" (121.92 - 182cm) + Connects to Any Flat Ceiling Surface + Adjusts 1" Increments on 1.5" NPT Pipe	AST-2446: Up to 500 lbs. / 226.8 kg. AST-1321: Up to 160 lbs. / 73 kg.	+ CEILING
AST-2446-2		Suspension Adapter with Adjustable Height Between 24"-46" + Connects to Any Flat Ceiling Surface + Connects to 2" NPT Couplers + Adjusts in 1" Increments + Durable Powder Coat Finish	Up to 750 lbs. / 340.2 kg.	+ CEILING
CCM		Coupler with Cable Management + Connects to 1.5" NPT Pipe + Locking Set Screw Included for Safety + Durable Lightweight Design	N/A	+ CEILING
CLS		Suspension Adapter w/ Pipe Thread + 2" Long, 1.5" Diameter + 1.5" NPT Pipe Thread + Connects 2 Pieces of Equipment with Pipe Couplings	N/A	+ CEILING
CLSW		Suspension adapter with Pipe Thread - White + 2" Long, 1.5" Diameter + 1.5" NPT Pipe Thread + Connects 2 Pieces of Equipment with Pipe Couplings	N/A	+ CEILING



ACCESSORIES CEILING MOUNTS

PART #	PRODUCT	DESCRIPTION	WEIGHT RATING	APPLICATION
GB-AVSTOR3		Plenum Rated Gearbox™ for Storage & Cable Management + 2' x 2', Fits Full Ceiling Tile Space + Lockable Hinged Lid + Ample Ventilation + Includes Quick-Lock Cable System + Multiple Power/Signal Knockouts	Up to 50 lbs. / 22.7 kg.	+ CEILING
GB-AVSTOR4		Plenum Rated Gearbox™ for Storage & Cable Management + 12' x 24', Fits Half Ceiling Tile Space + Lockable Hinged Lid + Ample Ventilation + Includes Quick-Lock Cable System + Multiple Power/Signal Knockouts	Up to 50 lbs. / 22.7 kg.	+ CEILING
GB-AVSTOR5		Plenum Rated Gearbox™ for Storage, Cable Management with Built-In Power Source + Fits Standard 2' x 2' Suspended Ceiling Tile Space + 1.5" NPT Integrated Coupler + 6" of Lat. Shift w/ Keyed Panel Door	Up to 50 lbs. / 22.7 kg.	+ CEILING
PCC-1-1-2		Cheeseborough Pipe Coupling - 1.5" + Strong Mount Attachment to Elevated Tube-Truss Systems + Mates to Most Premier Suspension Adapters Using 1.5" National Tapered Pipe.	Up to 160 lbs. / 73 kg.	+ CEILING
PCC-2		Cheeseborough Pipe Coupling - 2" + Strong Mount Attachment to Elevated Tube-Truss Systems + Mates to Most Premier Suspension Adapters Using 2" National Tapered Pipe.	Up to 350 lbs. / 159 kg.	+ CEILING



ACCESSORIES CEILING MOUNTS

PART #	PRODUCT	DESCRIPTION	WEIGHT RATING	APPLICATION
PP-5		6"x6" Adapter Plate for Use with Suspension Height Adapters + Locking Screw Included for Safety + Mates with 1.5" NPT + Can Use w/ Height-Adj. 1.5" NPT Poles	Up to 500 lbs. / 226.8 kg.	+ CEILING
PP-5A		6"x6" Adapter Plate for Use with Suspension Height Adapters + Locking Screw Included for Safety + Mates with 1.5" NPT + Opening for Safe Cable Routing + Can Use w/ Height-Adj. 1.5" NPT Poles	Up to 500 lbs. / 226.8 kg.	+ CEILING
PP-6		6"x6" Adapter Plate with 2" Coupler + Mates with 2" NPT + Can Use w/ Height-Adj. 2" NPT Poles	Up to 750 lbs. / 340.2 kg.	+ CEILING
PP-6A		6"x6" Adapter Plate for Tapered Pipe + Locking Screw Included for Safety + 360° Swiveling Coupler + Mates with 2" NPT + Opening for Safe Cable Routing + Can Use w/ Height-Adj. 2" NPT Poles	Up to 750 lbs. / 340.2 kg.	+ CEILING
PP-FCTA-QL		False Ceiling Tile Adapter - Half Tile + Wire, Quick Locks, Escutcheon Ring Incl. + Plate Sits Hidden Above Ceiling Tile + Electrical & Cable Knockouts + 9" Lateral Shift for Precise Placement + Wingnuts for Rapid Adjustment	Up to 50 lbs. / 22.7 kg.	+ CEILING



ACCESSORIES CEILING MOUNTS

PART #	PRODUCT	DESCRIPTION	WEIGHT RATING	APPLICATION
PP-ITC1016C		Adjustable I-Beam Clamp + Fits I-Beams within 10" - 16" + Ideal: Steel I-Beam or Truss Structures + Only Available w/ Coupler Attachment + Mates with 1.5" NPT	Up to 195 lbs. / 88.5 kg.	+ CEILING
PP-TL		Ceiling Adapter for Vaulted Ceiling Installations + Cable Port for Organized Routing + Adjusts up to 90° (+/- 45°) + Great for Cathedral or Vaulted Ceilings + Mates with 1.5" NPT	Up to 150 lbs. / 68 kg.	+ CEILING
PP-UA		Unistrut Ceiling Mount Attachment + Mounts Directly to 1 5/8" Unistrut + Great for Flat Panels or Projectors + Slotted for Safely Routing Signal Cable + Mates with 1.5" NPT + Can Use w/ Height-Adj. 1.5" NPT Pole	Up to 400 lbs. / 181 kg.	+ CEILING
PP-VIB		Vibration Reducing Ceiling Adapter + Fits 4.5" Bolt Pattern + Rubber Isolators Absorb Vibrations + Adapts to 1.5" NPT Pipe	Up to 50 lbs. / 22.7 kg.	+ CEILING
PSD-S		Single Display Adapter + CTM Series Mount Compatible + 360° Swivel for Ceiling Applications + Allows for Routing Within the Pipe + Requires 1.5" NPT or Suspension Adapter	N/A	+ CEILING
PVCPLR		Threaded National Tapered Pipe Coupler + Compatible w/ Any 1.5" Threaded NPT + Joins 2 or More Lengths of Pipe + Extends 1.5" Adj-Height Suspension Adapter	N/A	+ CEILING
PWH		Ceiling Display Mounting Pipe w/ Cable Routing Holes in Black or White + Available in Even Lengths, 4" - 48" + Connects to Any 1.5" NPT Pipe Adapter + Durable Black Powder Coat Finish + Cable Routing Outlet	Up to 500 lbs. / 226.8 kg.	+ CEILING



ACCESSORIES CEILING MOUNTS

PART #	PRODUCT	DESCRIPTION	LENGTHS	WEIGHT RATING	APPLICATION
APP-0912		Adjustable Height Suspension Adapter Pipe for Ceiling Mounted Displays + Available in Black or White + Connects to Any 1.5" NPT Pipe Adapter + Cable Routing Hole w/ Access + Compatible w/ Flat & Projector Mounts	9" - 12" 22.86 - 30.48cm	Up to 500 lbs. / 226.8 kg.	+ CEILING
APP-1321		Adjustable Height Suspension Adapter Pipe for Ceiling Mounted Displays + Available in Black or White + Connects to Any 1.5" NPT Pipe Adapter + Cable Routing Hole w/ Access + Compatible w/ Flat & Projector Mounts	13" - 21" 33.02 - 53.34cm	Up to 500 lbs. / 226.8 kg.	+ CEILING
APP-1824		Adjustable Height Suspension Adapter Pipe for Ceiling Mounted Displays + Available in Black or White + Connects to Any 1.5" NPT Pipe Adapter + Cable Routing Hole w/ Access + Compatible w/ Flat & Projector Mounts	18" - 24" 45.72 - 60.96cm	Up to 500 lbs. / 226.8 kg.	+ CEILING
APP-2446		Adjustable Height Suspension Adapter Pipe for Ceiling Mounted Displays + Available in Black or White + Connects to Any 1.5" NPT Pipe Adapter + Cable Routing Hole w/ Access + Compatible w/ Flat & Projector Mounts	24" - 46" 60.96 - 116.84cm	Up to 500 lbs. / 226.8 kg.	+ CEILING
APP-3660		Adjustable Height Suspension Adapter Pipe for Ceiling Mounted Displays + Available in Black or White + Connects to Any 1.5" NPT Pipe Adapter + Cable Routing Hole w/ Access + Compatible w/ Flat & Projector Mounts	36" - 60" 91.44 - 152.4cm	Up to 500 lbs. / 226.8 kg.	+ CEILING
APP-4872		Adjustable Height Suspension Adapter Pipe for Ceiling Mounted Displays + Available in Black or White + Connects to Any 1.5" NPT Pipe Adapter + Cable Routing Hole w/ Access + Compatible w/ Flat & Projector Mounts	48" - 72" 121.92 - 182.88cm	Up to 500 lbs. / 226.8 kg.	+ CEILING



ACCESSORIES CARTS & STANDS

PART #	PRODUCT	DESCRIPTION	WEIGHT RATING	APPLICATION
PSD-CAM		Video Conference Camera Shelf for Dual Pole Carts & Stands + 1/4" - 20 Camera Screw + Easy to Install + Sturdy Grade Steel Construction + Durable Black Powder Coat Finish	Up to 20 lbs. / 9.1 kg.	+ CARTS + STANDS
PSD-SBH		Brochure Holder for Single-Pole Carts & Stands + 19.3" x 20.5" Shelf + Easy to Install + Compatible with Single & Dual Pole + Durable Black Metal	Up to 20 lbs. / 9.1 kg.	+ CARTS + STANDS
PSP-1619		Floor Stand Shelf Accessory for Dual Pole Carts & Stands + 16" x 19" Shelf + Attaches Premier Single Poles + Available in Black	Up to 20 lbs. / 9.1 kg.	+ CARTS + STANDS
7170-1004-00		Pole Mounted Shelf for Dual Pole Carts & Stands + 16" x 19" Shelf + Easy to Install + Compatible with & Dual Pole + Durable Black Metal	Up to 20 lbs. / 9.1 kg.	+ CARTS + STANDS
7170-1004-10		Floor Stand Shelf for Dual Pole Carts & Stands + 19.3" x 20.5" Shelf + Easy to Install + Compatible with Dual Pole + Durable Black Metal	Up to 20 lbs. / 9.1 kg.	+ CARTS + STANDS





HOW TO BUY

Contact your local sales expert below!
Whether you're mounting inside our out, no matter the application,
we've got you covered and supported.



CHRISTINE CAMPBELL RAPIN
Canada West
587.434.9944
christine_rapin@precisionmounts.com

CSR: MICHELLE ZWICKI
michelle.zwicki@gamberjohnson.com



DEREK STAFFORD
Canada East
519.902.9718
derek_stafford@precisionmounts.com

CSR: MICHELLE ZWICKI
michelle.zwicki@gamberjohnson.com



JAY GANZ
Northeast Regional Sales Manager
jay.ganz@premiermounts.com

ISR: LISA MARTINEZ
lisa.martinez@premiermounts.com



DAVID KOTTE
Midwest Regional Sales Manager
david.kotte@premiermounts.com

ISR: LISA MARTINEZ
lisa.martinez@premiermounts.com



OPEN
Southeast Regional Sales Manager
Immediate Contact: Mark Furrow
mark.furrow@gamberjohnson.com

ISR: TITO CASTANEDA
tito.castaneda@premiermounts.com



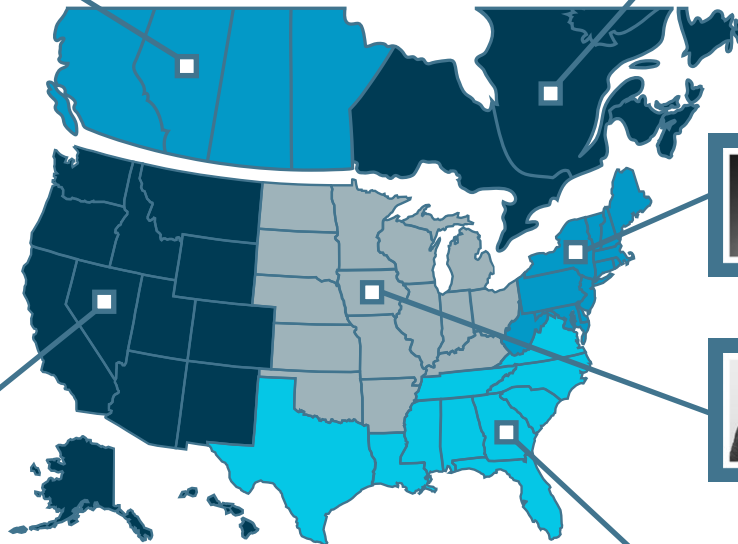
CHRIS GREELEY
Northwest Regional Sales Manager
chris.greeley@premiermounts.com

ISR: TITO CASTANEDA
tito.castaneda@premiermounts.com



MARK FURROW
Director of North American Sales

mark.furrow@gamberjohnson.com



Questions or need more information?
No problem, we're here to help!

Call us at, 1.800.368.9700
Email us at, ORDERS@PREMIERMOUNTS.COM

Visit PREMIERMOUNTS.COM to see our complete line of AV solutions
and hang with us on social media at, [@PREMIERMOUNTS](https://www.instagram.com/PMOUNTS)

We look forward to hanging with you and MOUNT UP.

PREMIER MOUNTS
500 W Central Ave, Suite A
Brea, CA 92821



+ 1 (800) 368-9700 + ORDERS@PREMIERMOUNTS.COM

+ PREMIERMOUNTS.COM

