

Parts List

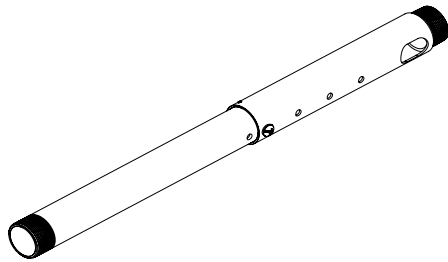


Image may be different from actual product

Step 1

? Determine your mounting configuration. Follow the provided instructions to attach the ceiling accessory that will be used.

1. Thread the APP Pipe Adapter into the ceiling accessory.

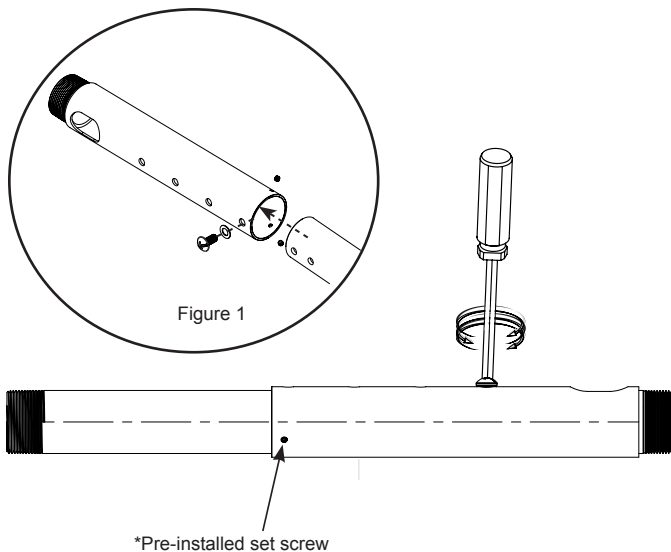
! Turn the APP Pipe Adapter five (5) complete turns before releasing the APP Pipe Adapter

Step 2

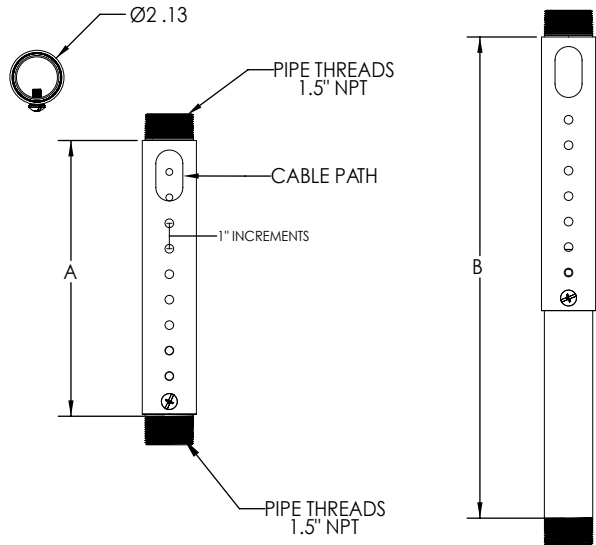
1. Once the APP Adapter is attached, tighten all mounting hardware.

! Your APP adapter may have come with a pre-installed set screw to add stability to the installation.

2. Use the set screw (supplied with the APP-0609 or APP-0912) to secure the connecting pipe.
3. Once the APP Adapter has been attached to the ceiling accessory, you may install the projector/display mount. Be sure to follow the installation instructions that are supplied with the projector/display mount.



Dimensions



PIPE MODEL		A	B	CABLE PATH
BLACK	WHITE			
APP-0609	APP-0609W	6"	9"	NO
APP-0912	APP-0912W	9"	12"	YES
APP-1321	APP-1321W	13"	21"	YES
APP-1824	APP-1824W	18"	24"	YES
APP-2446	APP-2446W	24"	46"	YES
APP-3660	APP-3660W	36"	60"	YES
APP-4872	APP-4872W	48"	72"	YES

PREMIER MOUNTS

LIMITED LIFETIME WARRANTY

What and Who is Covered by this Limited Warranty and for How Long

Premier Mounts warrants this product to be free from defects in material and workmanship for the lifetime of the original owner of this product. The limited warranty is valid only for the original purchaser of the product.

What Premier Mounts Will Do

At the sole option of Premier Mounts, Premier Mounts will repair or replace any product or product part that is defective. If Premier Mounts chooses to replace a defective product or part, a replacement product or part will be shipped to you at no charge, but you must pay any labor costs.

What is Not Covered; Limitations

PREMIER MOUNTS DISCLAIMS ANY LIABILITY FOR DAMAGE TO MOUNTS, ADAPTERS, DISPLAYS, PROJECTORS, OTHER PROPERTY, OR PERSONAL INJURY RESULTING, IN WHOLE OR IN PART, FROM IMPROPER INSTALLATION, MODIFICATION, USE OR MISUSE OF ITS PRODUCTS.

PREMIER MOUNTS DISCLAIMS ALL OTHER WARRANTIES, EXPRESS OR IMPLIED, INCLUDING WARRANTIES OF MERCHANTABILITY AND FITNESS FOR A PARTICULAR PURPOSE. PREMIER MOUNTS IS NOT RESPONSIBLE FOR INCIDENTAL OR CONSEQUENTIAL DAMAGES, INCLUDING BUT NOT LIMITED TO, INABILITY TO USE ITS PRODUCTS OR LABOR COSTS FOR REMOVING AND REPLACING DEFECTIVE PRODUCTS OR PARTS. SOME STATES DO NOT ALLOW THE EXCLUSION OR LIMITATION OF INCIDENTAL OR CONSEQUENTIAL DAMAGES, SO THE ABOVE LIMITATION OR EXCLUSION MAY NOT APPLY TO YOU.

What Customers Must Do for Limited Warranty Service

If you discover a problem that you think may be covered by the warranty you MUST REPORT it in writing to the address below within thirty (30) days. Proof of purchase (an original sales receipt) from the original consumer purchaser must accompany all warranty claims. Warranty claims must also include a description of the problem, the purchaser's name, address, and telephone number. General inquiries can be addressed to Premier Mounts Customer Service at 1-800-368-9700. Warranty claims will not be accepted over the phone or by fax.

PREMIER MOUNTS

ATTN: Warranty Claims
500 W Central Ave, Suite A
Brea, CA 92821

How State Law Applies

THIS WARRANTY GIVES YOU SPECIFIC LEGAL RIGHTS, AND YOU MAY ALSO HAVE OTHER RIGHTS WHICH VARY FROM STATE TO STATE.



500 W Central Ave
Suite A
Brea, CA 92821 USA

PREMIERMOUNTS.COM

p. 800.368.9700

e. orders@premiermounts.com