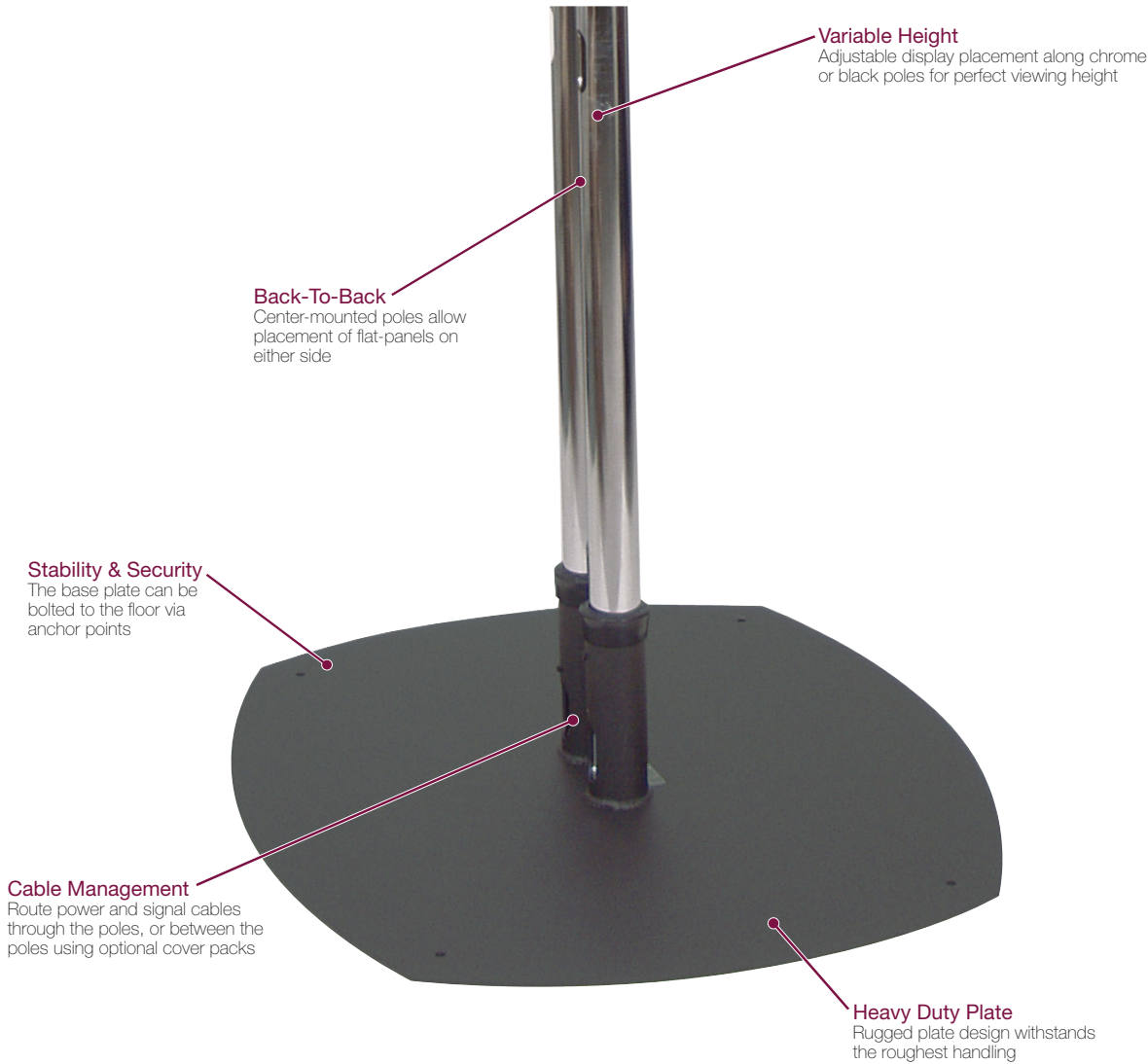


PSD-CS
Back-To-Back Floor Stand

 320 lbs. (146 kg)  60"-84"



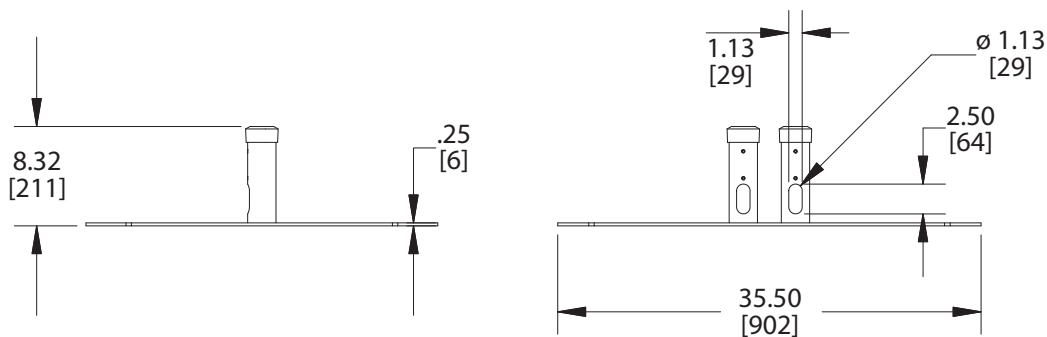
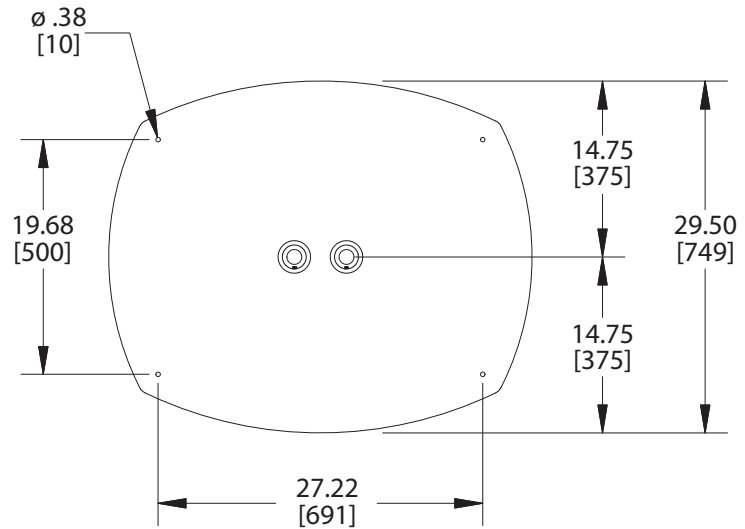
FEATURES

- Mount two (or more) flat-panels back-to-back
- Adjustable flat-panel placement along poles for perfect viewing height
- Cable management inside poles
- Available in 60", 72" and 84" heights
- Requires CTM Series mount (not included)
- Includes one dual-display adapter (PSD-DPB)

SPECIFICATIONS

Models	PSD-CS60 (Black Base / 60" Chrome Poles)
	PSD-CS72 (Black Base / 72" Chrome Poles)
	PSD-CS84 (Black Base / 84" Chrome Poles)
	PSD-CS60B (Black Base / 60" Black Poles)
	PSD-CS72B (Black Base / 72" Black Poles)
	PSD-CS84B (Black Base / 84" Black Poles)
Weight Capacity	320 lbs. (146 kg)
Mount Compatibility	CTM





Dimensions in inches and millimeters [mm].
Drawings subject to change without notice.

ACCESSORY OPTIONS

CMP



Lightweight Cover Pack

PSD-DPB



Cart/Stand Adapter

FAQ

Why would I want to mount displays back-to-back?

Ideal for tradeshow, digital signage and other applications where foot traffic comes from multiple directions, the CS Series allows your messages to hit them coming and going.

Can I mount more than two displays on this stand?

Yes. You could stack two displays per side for a total of four flat-panels. This is achieved best by using CTM Series mounts and will require one extra PSD-DPB .