



# INSTALLATION INSTRUCTIONS

## Product

7160-1097-01: GUN MOUNT, SINGLE LOCK  
7160-1097-02: GUN MOUNT, DOUBLE LOCK  
7160-1098-01: GUN MOUNT, SINGLE, NO LOCK  
7160-1098-02: GUN MOUNT, DOUBLE, NO LOCKS

## Revision

REV. B

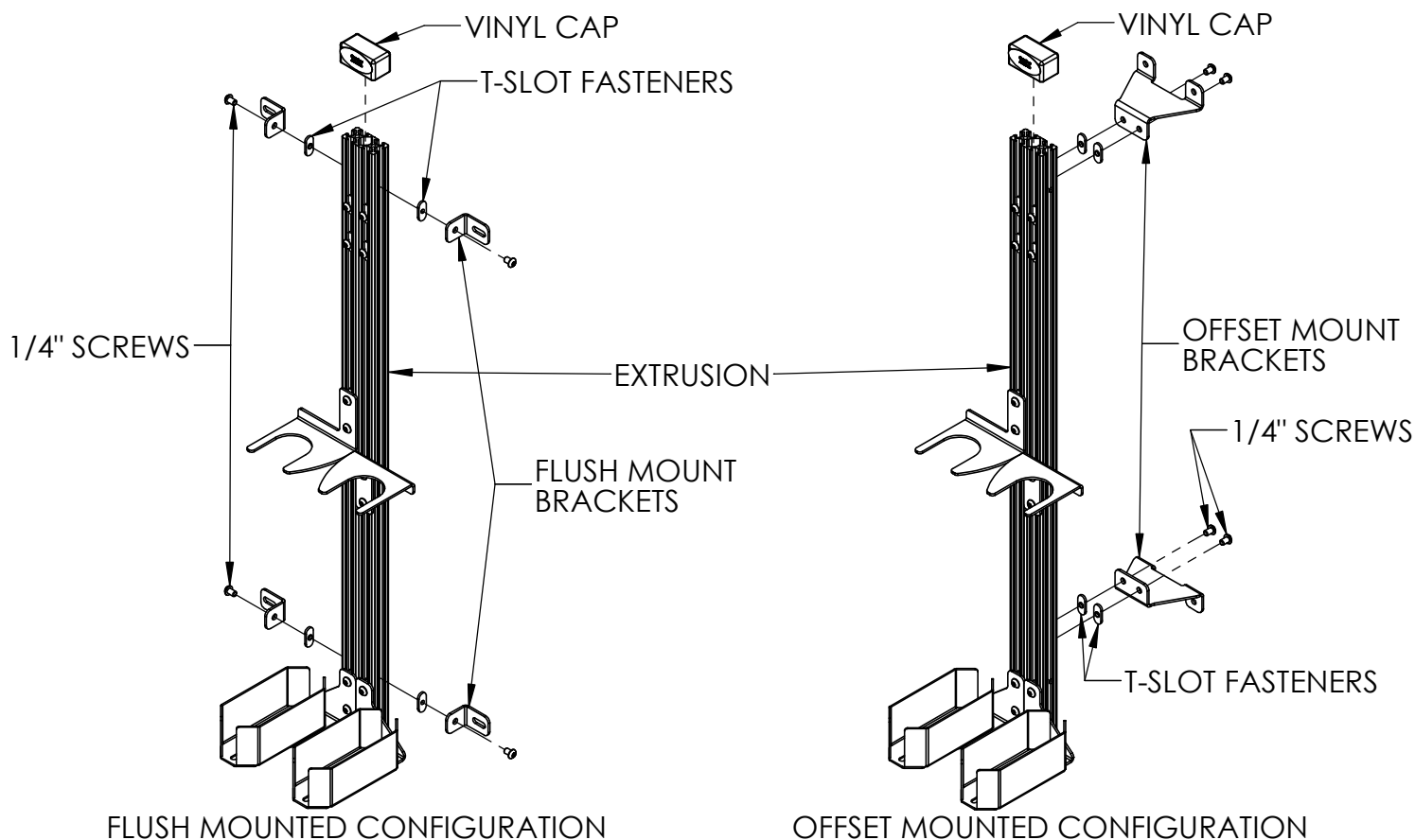
## Form

INST-819

Printing Spec: PS-001

THE GAMBER-JOHNSON SINGLE AND DOUBLE GUN MOUNTS ARE DESIGNED TO BE INTERNALLY MOUNTED TO A VEHICLE PARTITION OR ANY FLAT SURFACE.

- CHOOSE DESIRED MOUNTING CONFIGURATION HARDWARE (FLAT OR OFFSET).
- REMOVE THE UPPER VINYL CAP.
- LOOSELY ASSEMBLE DESIRED BRACKETS WITH PROVIDED 1/4" SCREWS AND T-SLOT FASTENERS.
- SLIDE ASSEMBLED BRACKETS INTO MATING SLOTS IN THE EXTRUSION AS SHOWN BELOW.
- REPLACE UPPER VINYL CAP TO THE TOP OF THE EXTRUSION.
- ALIGN GUN MOUNT AND ADJUST MOUNTING BRACKETS TO DESIRED LOCATION(S).
- SECURE GUN MOUNT TO DESIRED LOCATION USING 1/4" HARDWARE (NOT INCLUDED).
- USE A 5/32" HEX KEY TO TIGHTEN MOUNTING BRACKETS TO THE EXTRUSION.
- ADJUST ANY NECESSARY BRACKETS TO PROPERLY FIT DESIRED FIREARM(S).

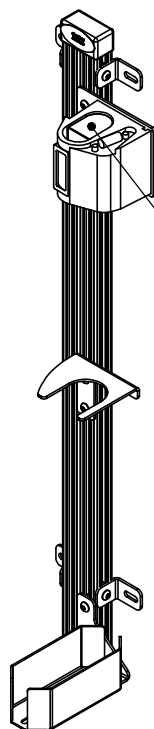


### Product Mounting Disclaimer

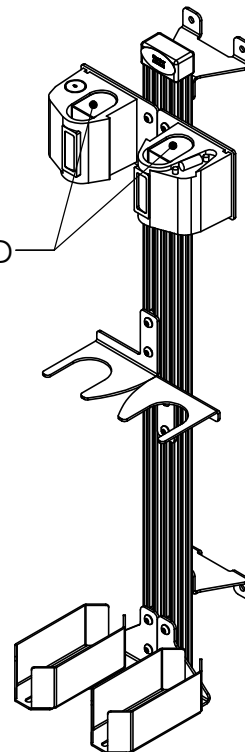
Gamber-Johnson is not liable under any theory of contract or tort law for any loss, damage, personal injury, special, incidental or consequential damages for personal injury or other damage of any nature arising directly or indirectly as a result of the improper installation or use of its products in vehicle or any other application. In order to safely install and use Gamber-Johnson products full consideration of vehicle occupants, vehicle systems (i.e., the location of fuel lines, brakes lines, electrical, drive train or other systems), air-bags and other safety equipment is required. Gamber-Johnson specifically disclaims any responsibility for the improper use or installation of its products not consistent with the original vehicle manufactures specifications and recommendations, Gamber-Johnson product instruction sheets, or workmanship standards as endorsed through the Gamber-Johnson Certified Installer Program.

© Copyright 2017 Gamber-Johnson, LLC

If you need assistance or have questions, call Gamber-Johnson at 1-800-456-6868

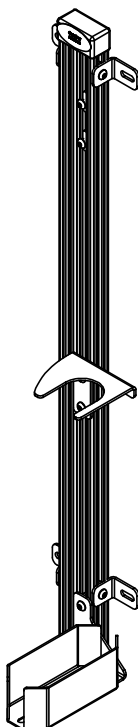


INSERTS CAN BE REMOVED  
TO ACCOMODATE  
SHOTGUNS

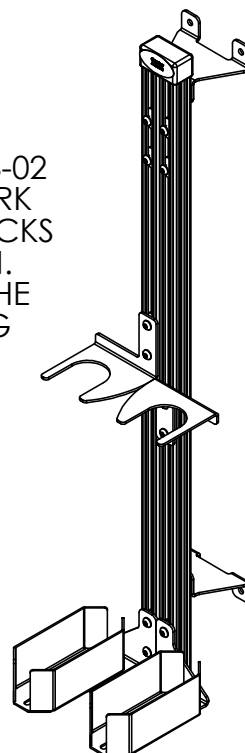


7160-1097-01 FLUSH MOUNTED  
CONFIGURATION

7160-1097-02 OFFSET MOUNTED  
CONFIGURATION



7160-1098-01 AND 7160-1098-02  
ARE CONFIGURABLE TO WORK  
WITH VARIOUS STYLES OF LOCKS  
SOLD BY GAMBER-JOHNSON.  
ADDITIONAL ASSEMBLY OF THE  
LOCK AND LOCK MOUNTING  
PLATE IS REQUIRED.



7160-1098-01 FLUSH MOUNTED  
CONFIGURATION

7160-1098-02 OFFSET MOUNTED  
CONFIGURATION