

INSTALLATION INSTRUCTIONS

Product

SEE BELOW

EXTENSIONS BARS

Revision

Rev.A

Form

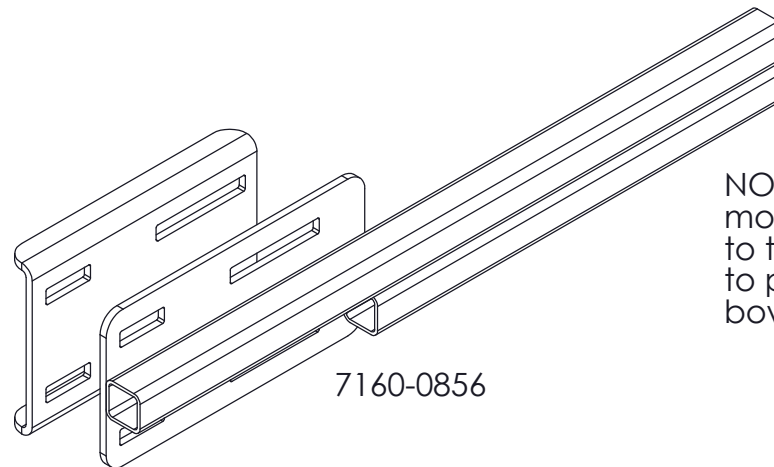
INST-735

Printing Spec:PS-001

Item No. 7160-0363 Fork Lift Horizontal Extension

Item No. 7160-0856 Fork Lift Vertical Extension


An Extension Tube Assembly (7160-0363) can be added to a pillar to move the location of the pillar mount assembly to the front or side of the fork truck as required. This assembly attaches to the pillar with 3/8 hardware that are provided with the mount.



NOTE: Position the 3/8 mounting bolts as close to the pillar as possible to prevent slipping and bowing the components

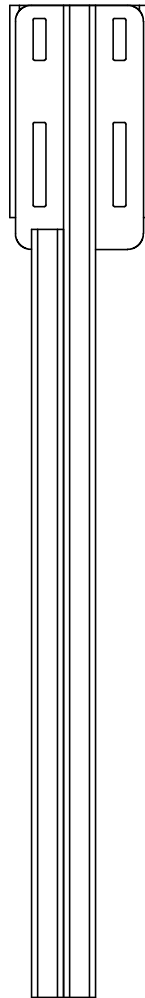


Views of pillar mount 7160-0364 mounted on an Extension tube to position the computer equipment in front of the fork truck



NOTE: Orientation of bends on backer plate

Vertical Extension tube Assembly (7160-0856) can be added to the overhead guard or overhead bar to move the location of the pillar mount assembly to the front or side of the fork truck as required. This assembly attaches to the overhead guard with 3/8 hardware that are provided with the mount.



7160-0856

NOTE: Position the 3/8 mounting bolts as close to the overhead guard as possible to prevent slipping and bowing the components

NOTE: the orientation of the bends on back plate



Views of pillar mount mounted on an Vertical Extension tube to position the computer equipment on the side of the fork truck